

ภาคผนวก ง

เอกสารการสอบเทียบเครื่องมือตรวจวิเคราะห์

รายการเครื่องมือที่ใช้ในการวิเคราะห์ / ทดสอบ

Sample Name	Parameter	Equipment Name	ID No.	Calibrated Date	Next Cal	Freq. Calibrate (Months)
Stack	Ethylene	Pitot Tube	BKK_F05060	13-Jul-23	13-Jan-24	6
Stack	Ethylene	Flue Gas Analyzer	RVG_F05063	28-Dec-22	28-Dec-23	12
Stack	Ethylene	Field Rotameter	BKK_F10100	2-Oct-23	2-Jan-24	3
Stack	Propane	Pitot Tube	BKK_F05060	13-Jul-23	13-Jan-24	6
Stack	Propane	Flue Gas Analyzer	RVG_F05063	28-Dec-22	28-Dec-23	12
Stack	Ethylene	Field Rotameter	BKK_F10100	2-Oct-23	2-Jan-24	3
Ambient	Wind Speed / Wind Direction	Wind Speed / Wind Direction	RVG_F00089	19-Jan-23	19-Jul-24	18
Ambient	Wind Speed / Wind Direction	Wind Speed / Wind Direction	RVG_F00144	10-Feb-23	10-Aug-24	12
Noise	Leq 24 hrs	Sound Callibrator	RVG_F00213	26-Jan-23	26-Jan-24	12
Noise	Leq 24 hrs	Sound Level Meter	RVG_F04031	25-Jan-23	25-Jan-24	12
Noise	Leq 24 hrs	Sound Level Meter	RVG_F04034	25-Jan-23	25-Jan-24	12
Noise	Leq 24 hrs	Sound Level Meter	RVG_F04093	13-Jan-23	13-Jan-24	12
Workplace	Total Hydrocarbon as Methane	Total Hydrocarbon Analyzer	RVG_EM0038	25-Jan-23	25-Jan-24	12
Noise	Leq 12 hrs	Sound Callibrator	RVG_F00213	26-Jan-23	26-Jan-24	12
Noise	Leq 12 hrs	Sound Level Meter	RVG_F03081	18-Oct-22	18-Oct-23	12
Noise	Leq 12 hrs	Sound Level Meter	RVG_F03088	18-Oct-22	18-Oct-23	12
Noise	Leq 12 hrs	Sound Level Meter	RVG_F03081	26-Aug-22	26-Aug-23	12
Noise	Leq 12 hrs	Sound Level Meter	RVG_F03087	18-Oct-22	18-Oct-23	12
Noise	Leq 12 hrs	Sound Level Meter	RVG_F03089	18-Oct-22	18-Oct-23	12
Noise	Leq 12 hrs	Sound Level Meter	RVG_F03084	26-Aug-22	26-Aug-23	12
Noise	Leq 12 hrs	Sound Level Meter	RVG_F03086	26-Aug-22	26-Aug-23	12
Noise	Leq 8 hrs	Sound Callibrator	RVG_F00213	26-Jan-23	26-Jan-24	12
Noise	Leq 8 hrs	Sound Level Meter	RVG_F04032	25-Jan-23	25-Jan-24	12
Noise	Leq 8 hrs	Sound Level Meter	RVG_F00029	20-Jun-23	20-Jun-24	12
Noise	Leq 8 hrs	Sound Level Meter	RVG_F03081	19-Oct-23	19-Oct-24	12
Noise	Leq 8 hrs	Sound Level Meter	RVG_F04033	25-Jan-23	25-Jan-24	12
Noise	Leq 8 hrs	Sound Level Meter	RVG_F03086	19-Oct-23	19-Oct-24	12
Noise	Leq 8 hrs	Sound Level Meter	RVG_F03084	19-Oct-23	19-Oct-24	12
Noise	Leq 8 hrs	Sound Level Meter	RVG_F00030	25-Jan-23	25-Jan-24	12
Noise	Octave Band	Sound Callibrator	RVG_F00213	26-Jan-23	26-Jan-24	12
Noise	Octave Band	Sound Level Meter	RVG_F03090	18-Oct-22	18-Oct-23	12
Noise	Octave Band	Sound Level Meter	RVG_F03088	18-Oct-22	18-Oct-23	12
Noise	Octave Band	Sound Level Meter	RVG_F03081	26-Aug-22	26-Aug-23	12
Noise	Octave Band	Sound Level Meter	RVG_F03087	18-Oct-22	18-Oct-23	12
Noise	Octave Band	Sound Level Meter	RVG_F03089	18-Oct-22	18-Oct-23	12
Noise	Octave Band	Sound Level Meter	RVG_F03084	26-Aug-22	26-Aug-23	12
Noise	Octave Band	Sound Level Meter	RVG_F03086	26-Aug-22	26-Aug-23	12
Noise	Octave Band	Sound Callibrator	RVG_F00213	26-Jan-23	26-Jan-24	12
Noise	Octave Band	Sound Level Meter	RVG_F04032	25-Jan-23	25-Jan-24	12
Noise	Octave Band	Sound Level Meter	RVG_F00030	20-Jun-23	20-Jun-24	12
Noise	Octave Band	Sound Level Meter	RVG_F03081	19-Oct-23	19-Oct-24	12
Noise	Octave Band	Sound Level Meter	RVG_F04033	25-Jan-23	25-Jan-24	12
Noise	Octave Band	Sound Level Meter	RVG_F03086	19-Oct-23	19-Oct-24	12
Noise	Octave Band	Sound Level Meter	RVG_F03084	19-Oct-23	19-Oct-24	12
Noise	Octave Band	Sound Level Meter	RVG_F00030	25-Jan-23	25-Jan-24	12
Noise	Noise Dose, TWA	Dose Badge Reader	RVG_F00049	5-Jan-23	5-Jan-24	12
Noise	Noise Dose, TWA	Dose Badge Reader	RVG_F00212	18-Aug-23	18-Aug-24	12

1

alsglobal.com



รายการเครื่องมือที่ใช้ในการวิเคราะห์ / ทดสอบ

Sample Name	Parameter	Equipment Name	ID No.	Calibrated Date	Next Cal.	Freq. Calibrate (Months)
Rayong Lab	pH at 25 °C	pH meter	RWG_EH00183	27-Feb-23	27-Feb-24	12
Rayong Lab	Temperature	pH meter	RWG_E00425	8-Jun-23	8-Jun-24	12
Rayong Lab	BOD	DO meter with Sensor	RWG_EH0052	26-Jul-23	24-Jan-25	18
Rayong Lab	BOD	Incubator	RWG_EH0154	29-May-23	29-Nov-24	18
Rayong Lab	COD	Spectrophotometer	RWG_EH0057	27-Sep-22	27-Mar-24	12
Rayong Lab	Total Suspended Solids	Electronic Balance	RWG_EH0002	1-Mar-23	1-Mar-24	12
Rayong Lab	Total Suspended Solids	Hot Air Oven	RWG_EH0010	20-Oct-22	20-Apr-24	18
Rayong Lab	Total Dissolved Solids: 180°C	Electronic Balance	RWG_EH0002	1-Mar-23	1-Mar-24	12
Rayong Lab	Total Dissolved Solids: 180°C	Hot Air Oven	RWG_EH0010	20-Oct-22	20-Apr-24	18
Rayong Lab	Oil & Grease	Electronic Balance	RWG_EH0002	1-Mar-23	1-Mar-24	12
Rayong Lab	Oil & Grease	Hot Air Oven	RWG_EH0010	20-Oct-22	20-Apr-24	18
Rayong Lab	Oil & Grease	Water Bath	RWG_EH0061	10-Feb-23	20-Apr-24	18

2

alsglobal.com



Pitot Tube Calibration Data

Pitot Tube Identification Number :	BKK_FS0560	Calibration Date :	13 Jul 23
Lab test duct Number :	258-1-13-01	Standard Pitot ID :	BKK_FS0441
Calibration Sheet No. :	C-130723-BKK_FS0560	Cp Standard :	0.99

Type S Pitot Tube Coefficient Data					
	Type s pitot tube Leg A,B	Standard pitot tube (ΔP , mm.H ₂ O)	Type s pitot tube (ΔP , mm.H ₂ O)	Cp (s) Leg A	Cp (s) Leg B
Test 1	A	12.00	17.00	0.840	-
	B	12.00	17.00	-	0.840
Test 2	A	12.00	17.00	0.840	-
	B	12.00	17.00	-	0.840
Test 3	A	12.00	16.80	0.845	-
	B	12.00	16.80	-	0.845
			$\overline{C_p}$	0.842	0.842

$$Cp(S) = Cp_{ind} \sqrt{\frac{\Delta P(s,td)}{\Delta P(s)}} \\ \left[\bar{Cp}_{(A)} - \bar{Cp}_{(B)} \right] \text{ must BE } \leq 0.01 \\ \frac{\sum [Cp(s) - Cp(A \text{ or } B)]}{3} \text{ must BE } \leq 0.01$$

Calibrated by : Saksit Phaisanphisut
(Mr. Saksit Phaisanphisut)
Field Scientist (4)

Approved by : Nattaporn Jengwareewong
(Mr.Nattaporn Jengwareewong)
Specialist (1)

FORM NO: E-06-025 REVISION NO: 1 ISSUE DATE: 30-Jun-22



Calibration Certificate



Certificate No: G 660002
Date of issue : 03-Jan-23

REVIEW BY Mara Kenna P.
APPROVED BY [Signature]
NEXT CAL. DATE 28 / 12 / 23

Instrument description :	Flue Gas Analyzers	<div style="border: 1px solid black; padding: 5px;"> REVIEW BY <u>Nirakorn P.</u> APPROVED BY <u>[Signature]</u> NEXT CAL. DATE <u>28/12/23</u> </div>
Instrument model :	Testo 350 New	
Instrument serial no. :	62985047	
ID no. or control no. :	RYG_F50563	
Manufacturer :	Testo SE & Co. KGaA	
Probe description :	-	
Probe model :	-	
Probe serial :	-	
Customer name :	ALS LABORATORY GROUP (THAILAND) CO.,LTD.	
Customer address :	104 Phatthanakan 40, Phatthanakan Road, Kwang Phatthanakan, Khet Suan Luang, Bangkok, 10250 Thailand	
Total pages of certificate :	3 Pages	
Receiving no. :	I-230002	
Receiving date. :	27-Dec-22	
Parameter of calibration :	Gas Calibration(Oxygen 2.498,10.01,21.02 %vol, Carbon Monoxide 80.14,305.9,1003 ppm, Nitrogen Dioxide 30.34,80.96,202.7 ppm, Nitric Oxide 30.06,150.9,320.6 ppm, Sulphur Dioxide 50.04,100.8,601.1 ppm)	

Condition of UUC.	: Used
Ambient condition	: All of the Measurement were carried out the stabilized laboratory
	Temperature : 23 ± 5 °C
	Humidity : 55 ± 15 %RH
Calibration place	: 17/121, Soi Ngamwongwan 47 Yaek 46, Toongsonghong, Lakso, Bangkok 10210

Calibration procedure no. : WI-CL-ZB-C

The calibration certificate expanded un-

The calibration certificate expanded uncertainty of measurement is stated as the standard uncertainty of measurement multiplied by coverage factor $k=2$, which for a normal distribution corresponds to a coverage probability of approximately 95%. This certificate is applied only to item under test Environmental condition.

This Calibration Certificate may not be reproduced other than in full except with the permission of the issuing laboratory. Calibration certificates without signature and seal not valid.

This calibration certificate documents are traceability to national standards, which realize measurement according to the International System of Units (SI).

Date of calibration : 28-Dec-22

Mr. Sedlawut Nueathong
Calibration Technician


Mrs. Nongluck Wongsettee
Technical Manager

FAM-CL-09-C Rev.8

Page 1 of 3

Issued Date 26/02/15

Entech Industrial Solution Co., Ltd.

17/121, Soi Ngamwongwan 47, Yaek 48, Trongsongkhong, Laksa, Bangkok 10210 THAILAND Tel. 0-2779-8888 Calibration@ientech.co.th
Tax ID : 0105536035591 www.ientech.co.th

Standard References (Table 1)

Standard	Certificate No.	Vendor	Due date
Oxygen (O ₂) 2.498 % Vol	4219/21	Linde	30-Sep-25
Oxygen (O ₂) 10.04 % Vol	CG-0153-21	Nimt	18-Nov-26
Oxygen (O ₂) 21.02 % Vol	CG-0041-22	Nimt	10-Feb-27
Carbon monoxide (CO) 80.14 ppm	CG-0040-22	Nimt	14-Feb-27
Carbon monoxide (CO) 309.9 ppm	2803/21	Uinde	22-Jun-23
Carbon monoxide (CO) 1003 ppm	2583/22	Uinde	09-Aug-24
Nitrogen Dioxide (NO ₂) 30.34 ppm	2703/22	Uinde	22-Aug-24
Nitrogen Dioxide (NO ₂) 80.96 ppm	2041/22	Uinde	26-Jun-24
Nitrogen Dioxide (NO ₂) 202.2 ppm	3239/21	Uinde	20-Jun-23
Nitric Oxide (NO) 30.08 ppm	CG-0089-22	Nimt	13-Jun-24
Nitric Oxide (NO) 150.9 ppm	2857/21	Uinde	27-Jun-23
Nitric Oxide (NO) 320.6 ppm	2944/21	Uinde	02-Jul-23
Sulphur Dioxide (SO ₂) 50.04 ppm	3205/21	Uinde	25-Jul-23
Sulphur Dioxide (SO ₂) 100.8 ppm	3507/22	Uinde	09-Nov-24
Sulphur Dioxide (SO ₂) 601.1 ppm	3204/21	Uinde	20-Jul-23

Measured room conditions

Temperature : 23.5 °C Humidity : 58.6 %RH Pressure : 1015.2 mbar

Calibration conditions

Gas Temperature : 23 °C Flow rate : 1,200 ml/min Gas pressure : 1021.2 mbar

Calibration Results Before Adjustment (Table 2)

Parameter of Standard	Standard Values	Mean of UUC	Error	Uncertainty (±)
O ₂ (%Vol)	2.498	2.44	-0.058	0.20
O ₂ (%Vol)	10.04	9.91	-0.13	0.40
O ₂ (%Vol)	21.02	21.14	0.12	0.80
CO (ppm)	80.14	80	-0.14	3.0
CO (ppm)	309.9	309	-0.9	6.0
CO (ppm)	1003	1001	-2	12
NO ₂ (ppm)	30.34	20.8	-9.54	8.0
NO ₂ (ppm)	80.96	62.1	-18.86	8.0
NO ₂ (ppm)	202.2	176.8	-25.4	12
NO (ppm)	30.08	29	-1.08	8.0
NO (ppm)	150.9	149	-1.9	8.0
NO (ppm)	320.6	318	-2.6	12
SO ₂ (ppm)	50.04	45	-5.04	6.0
SO ₂ (ppm)	100.8	95	-5.8	6.0
SO ₂ (ppm)	601.1	568	-33.1	13

Calibration Results After Adjustment (Table 3)

Parameter of Standard	Standard Values	Mean of UUC	Error	Uncertainty (±)
O ₂ (%Vol)	2.498	2.44	-0.058	0.20
O ₂ (%Vol)	10.04	9.91	-0.13	0.40
O ₂ (%Vol)	21.02	21.14	0.12	0.80
CO (ppm)	80.14	80	-0.14	3.0
CO (ppm)	309.9	309	-0.9	6.0
CO (ppm)	1003	1001	-2	12
NO ₂ (ppm)	30.34	25.2	-1.14	8.0
NO ₂ (ppm)	80.96	81.4	0.44	8.0
NO ₂ (ppm)	202.2	205.8	3.6	12
NO (ppm)	30.08	29	-1.08	8.0
NO (ppm)	150.9	149	-1.9	8.0
NO (ppm)	320.6	318	-2.6	12
SO ₂ (ppm)	50.04	49	-1.04	6.0
SO ₂ (ppm)	100.8	101	0.2	6.0
SO ₂ (ppm)	601.1	604	2.9	13

Remark : 1 cmol/mol = 1 %vol , 1 μmol/mol = 1 ppm.

End of Report



ROTA METER CALIBRATION RESULT OCTOBER 2023

Rotameter ID.	Calibration Date	Regression Result	Coefficient (R ²)
BKK_FS0577	02 Oct 23	Y = 1.2862x - 1.2952	0.9963
BKK_FS0579	02 Oct 23	Y = 1.2546x + 0.0065	0.9946
BKK_FS0583	03 Oct 23	Y = 1.0773x - 2.4138	0.9989
BKK_FS0584	02 Oct 23	Y = 0.9787x + 12.569	0.9999
BKK_FS0585	18 Oct 23	Y = 1.0322x + 3.7767	0.9998
BKK_FS0586	02 Oct 23	Y = 0.9777x + 15.405	0.9997
BKK_FS0587	18 Oct 23	Y = 1.0175x + 14.717	0.9997
BKK_FS0589	03 Oct 23	Y = 1.0148x + 2.4143	1.0000
BKK_FS0590	03 Oct 23	Y = 1.0088x + 0.8429	1.0000
BKK_FS0591	02 Oct 23	Y = 1.0733x - 88.805	0.9989
BKK_FS0592	18 Oct 23	Y = 1.0037x + 10.388	1.0000
BKK_FS0593	02 Oct 23	Y = 1.0538x - 60.63	0.9996
BKK_FS0594	18 Oct 23	Y = 1.0052x + 5.3238	0.9999
BKK_FS0596	03 Oct 23	Y = 1.0449x - 48.241	0.9996
BKK_FS0597	03 Oct 23	Y = 1.0697x - 83.62	0.9994
BKK_FS1004	02 Oct 23	Y = 0.9855x + 14.75	0.9992
BKK_FS1005	02 Oct 23	Y = 1.02x + 1.7167	0.9996
BKK_FS1006	02 Oct 23	Y = 1.1762x - 3.5619	0.9999
BKK_FS1007	18 Oct 23	Y = 1.1405x + 2.6044	0.9993
BKK_FS1008	18 Oct 23	Y = 1.1267x + 4.8333	0.9991
BKK_FS1010	03 Oct 23	Y = 1.0027x + 2.5832	0.9986
BKK_FS1011	02 Oct 23	Y = 1.3811x - 6.2068	0.9998
BKK_FS1012	02 Oct 23	Y = 1.0017x + 0.9	1.0000
BKK_FS1013	02 Oct 23	Y = 1.0593x - 46.02	0.9994
BKK_FS1014	03 Oct 23	Y = 1.0961x - 1.6895	0.9983
BKK_FS1015	03 Oct 23	Y = 0.9979x + 6.2595	0.9993
BKK_FS1016	03 Oct 23	Y = 1.0683x - 82.491	0.9995
BKK_FS1017	06 Oct 23	Y = 0.9981x - 2.2235	0.9998
BKK_FS1018	06 Oct 23	Y = 0.9817x - 20.653	0.9999
BKK_FS1019	06 Oct 23	Y = 1.0152x - 64.485	0.9998
BKK_FS1020	02 Oct 23	Y = 1.2691x - 2.4721	0.9983
BKK_FS1021	02 Oct 23	Y = 1.0036x + 2.3286	0.9999
BKK_FS1022	02 Oct 23	Y = 1.0633x - 73.266	0.9990
BKK_FS1023	03 Oct 23	Y = 1.0879x - 1.0694	0.9984
BKK_FS1024	02 Oct 23	Y = 1.0035x + 1.4857	1.0000
BKK_FS1025	03 Oct 23	Y = 1.0556x - 58.597	0.9999
BKK_FS1026	02 Oct 23	Y = 1.2894x - 1.497	0.9970
BKK_FS1027	02 Oct 23	Y = 1.0032x + 1.5167	1.0000
BKK_FS1028	02 Oct 23	Y = 1.0433x - 30.012	0.9994



ROTA METER CALIBRATION RESULT OCTOBER 2023

Rotameter ID.	Calibration Date	Regression Result	Coefficient (R ²)
BKK_FS1029	02 Oct 23	Y = 1.3494x - 3.5078	0.9981
BKK_FS1030	02 Oct 23	Y = 1.0015x + 1.2214	1.0000
BKK_FS1031	02 Oct 23	Y = 1.0516x - 56.996	0.9994
BKK_FS1039	02 Oct 23	Y = 0.9991x + 14.527	0.9994
BKK_FS1040	02 Oct 23	Y = 1.0049x - 2.4324	1.0000
BKK_FS1041	02 Oct 23	Y = 1.1682x - 2.1293	1.0000
BKK_FS1042	02 Oct 23	Y = 1.0051x + 6.2533	0.9989
BKK_FS1043	02 Oct 23	Y = 1.0022x + 3.96	1.0000
BKK_FS1044	02 Oct 23	Y = 1.0796x + 2.9806	0.9993
BKK_FS1164	02 Oct 23	Y = 1.2714x + 0.234	0.9945
BKK_FS1165	02 Oct 23	Y = 1.0029x + 3.3571	0.9994
BKK_FS1166	02 Oct 23	Y = 1.061x - 56.83	1.0000
BKK_FS1200	02 Oct 23	Y = 1.2803x - 1.4599	0.9962
BKK_FS1201	02 Oct 23	Y = 1.0374x - 6.1952	1.0000
BKK_FS1202	02 Oct 23	Y = 1.0486x - 44.05	0.9997
PHK_FS0027	09 Oct 23	Y = 1.1052x + 1.0293	1.0000
PHK_FS0028	09 Oct 23	Y = 1.0377x - 1.9833	1.0000
PHK_FS0029	09 Oct 23	Y = 1.0021x + 7.5248	1.0000
RYG_FS0197	02 Oct 23	Y = 1.0036x + 9.0133	1.0000
RYG_FS0198	02 Oct 23	Y = 0.9991x + 17.568	1.0000
RYG_FS0199	02 Oct 23	Y = 1.0814x - 1.2993	0.9997
RYG_FS0654	02 Oct 23	Y = 1.1168x - 2.1207	1.0000
RYG_FS0655	02 Oct 23	Y = 1.0086x + 6.2733	0.9991
RYG_FS0656	02 Oct 23	Y = 1.0009x + 8.48	1.0000
RYG_FS0657	02 Oct 23	Y = 1.0435x + 2.6459	0.9999
RYG_FS0658	02 Oct 23	Y = 0.9788x + 10.283	0.9992
RYG_FS0659	02 Oct 23	Y = 1.0074x - 6.621	1.0000
SGK_FS0135	18 Oct 23	Y = 0.9831x + 14.843	0.9994
SGK_FS0138	06 Oct 23	Y = 1.0831x - 0.8401	0.9998
SGK_FS0139	06 Oct 23	Y = 0.9826x + 8.6567	1.0000
SGK_FS0140	06 Oct 23	Y = 1.0011x + 7.8095	1.0000
SGK_FS0141	06 Oct 23	Y = 1.125x - 1.2259	0.9998
SGK_FS0142	06 Oct 23	Y = 0.9956x + 10.257	0.9997
SGK_FS0143	06 Oct 23	Y = 1.004x + 3.3105	1.0000

Review By :

(Mr. Wichan Choonharat)

Enviro Field Services Manager

Approved By :

(Mr. Sarayuth Jittrantont)

Assistant General Manager

CERTIFICATE OF CALIBRATION

Page 1 of 2 Pages

MEASUREMENT ITEM

MANUFACTURER

MODEL/TYPE

SERIAL NUMBER

ID NUMBER

CONDITION AS-RECEIVED

CUSTOMER

Wind Direction Sensor

Novalyne

Sensor: WS-02F

Data logger: 200-WS-25DL

Sensor: -

Data logger: A4987

Used item

ALS laboratory group (Thailand) Co., Ltd.

104 Phatthanakan 40, Phatthanakan Rd, Khwaeng Suan Luang,

Khet Suan Luang, Bangkok 10250 Thailand.

Calibration procedure:

The wind direction sensor was calibrated against Standard Rotary Encoder, model: AX400975-DIA04-P3-5-ut in an open Eiffel-type of Eiffel-type wind tunnel with 900 cm² cross test section area. The WI-CL-008 based on IEC 61400-12-1, Wind energy generation systems - Part 12-1: Power performance measurements of electricity producing wind turbines, March 2017 was used as a calibration guideline.

Traceability:

This certificate provides a traceability of the measurement to recognized the national standards, and to realization of the international system of units (SI) through the NIMT (National Metrology Institute of Thailand) via Certificate number: DA-0043-22

Uncertainty of Measurement:

The reported uncertainty of measurement is based on the standard uncertainty multiplied by a coverage factor k=2, which for a normal distribution corresponds to a coverage probability of approximately 95%. The standard uncertainty has been determined in accordance with the GUM "Evaluation of measurement data - Guide to the expression of uncertainty in measurement"

RECEIVED DATE

MEASUREMENT DATE

ISSUE DATE

16 Jan 2023

19 Jan 2023

20 Jan 2023

ENVIRONMENTAL CONDITIONS:

Ambient condition in the laboratory are as follow:

Temperature

23.0 ± 3.0 °C

Relative Humidity

55.0 ± 15.0 %RH

Atmospheric Pressure

1010 ± 10 hPa

PLACE OF CALIBRATION

Eiffel-type wind tunnel of Jiranatee Associates Co., Ltd.

CALIBRATION CONDITION

Wind tunnel cross-section area¹

900 cm²

Win direction frontal area²

129 cm²

Diameter of mounting pipe³

- mm

Blockage ratio of test object⁴

0.143 [-]

Preconditioning

24 hours at ambient conditions.

Measurement Condition

The average values during measurement are (24.1) °C, (54.3) %RH and (1015.2) hPa.

TABULATION OF RESULTS:

The table on next page give the measured values.

Calibrated by:

Mr. Sorawit Thacharad

Miss Jittraorn Lertthomphol

Approved signatory:

Mr. Parinya Booncharoen
Calibration Department Manager

Remark:

¹ Nozzle cross-section area of the wind tunnel

² Projected cross-section area of the tested object include mounting pipe

³ Diameter of mounting pipe

⁴ Ratio ² to ¹

THIS CERTIFICATE OF CALIBRATION MAY NOT BE REPRODUCED EXCEPT IN FULL UNLESS PERMISSION FOR REPRODUCTION HAS BEEN OBTAINED IN WRITING FROM THE LABORATORY

Page 2 of 2 Pages

MEASUREMENT RESULTS⁵

The wind direction sensor was calibrated against standard rotary encoder by comparison method. During calibration, the measurement was carried out at 45° intervals in clockwise and counterclockwise directions after offset adjustment has been made. The flow speed of wind tunnel (usually 5 m/s) is kept constant while the sensor is rotated around its vertical axis. The results of calibration and associated measurement uncertainties are reported in the table below.

Air speed	D _{ref}	D _{meas}	Error	U (k=2)
m/s	Degree (°)	Degree (°)	Degree (°)	Degree (°)
0.000	0	0	0	0.58
45.000	41	41	-4	0.68
90.000	88	88	-2	0.74
135.000	133	133	-2	0.58
180.000	180	180	0	0.74
225.000	228	228	3	0.74
270.000	273	273	3	0.68
315.000	316	316	1	0.74

Remark:

⁵ Calibration results only count for the tested circumstances and environmental conditions during which calibration took place

⁶ Direction of standard

⁷ Direction of Unit Under Calibration

End of Certificate of Calibration

Certificate Number

CL-011-46

CERTIFICATE OF CALIBRATION

Page 1 of 2 Pages

MEASUREMENT ITEM

MANUFACTURER

MODEL/TYPE

SERIAL NUMBER

ID NUMBER

CONDITION AS-RECEIVED

CUSTOMER

Cup anemometer

Novalyne

Sensor: WS-02F

Data logger: 200-WS-25DL

Sensor: -

Data logger: A4987

Used item

ALS laboratory group (Thailand) Co., Ltd.

104 Phatthanakan 40, Phatthanakan Rd, Khwaeng Suan Luang,

Khet Suan Luang, Bangkok 10250 Thailand.

Calibration procedure:

The cup anemometer was calibrated against Standard air velocity transducer model: 845592 and pitot tube with precision differential pressure meter model: DPA42500 in an open Eiffel-type of Eiffel-type wind tunnel with 900 cm² cross test section area. The WI-CL-007 based on IEC 61400-12-1, Wind energy generation systems - Part 12-1: Power performance measurements of electricity producing wind turbines, March 2017 was used as a calibration guideline.

Traceability:

This certificate provides a traceability of the measurement to recognized the national standards, and to realization of the international system of units (SI) through the NIMT (National Metrology Institute of Thailand) via Certificate number: MW-0052-21 and MW-0066-22

Uncertainty of Measurement:

The reported uncertainty of measurement is based on the standard uncertainty multiplied by a coverage factor k=2, which for a normal distribution corresponds to a coverage probability of approximately 95%. The standard uncertainty has been determined in accordance with the GUM "Evaluation of measurement data - Guide to the expression of uncertainty in measurement"

RECEIVED DATE

MEASUREMENT DATE

ISSUE DATE

16 Jan 2023

18 Jan 2023

20 Jan 2023

ENVIRONMENTAL CONDITIONS:

Ambient condition in the laboratory are as follow:

Temperature

23.0 ± 3.0 °C

Relative Humidity

55.0 ± 15.0 %RH

Atmospheric Pressure

1010 ± 10 hPa

PLACE OF CALIBRATION

Eiffel-type wind tunnel of Jiranatee Associates Co., Ltd.

CALIBRATION CONDITIONS

Wind tunnel cross-section area¹

900 cm²

Win direction frontal area²

100 cm²

Diameter of mounting pipe³

- mm

Blockage ratio of test object⁴

0.111 [-]

Preconditioning

24 hours at ambient conditions.

Measurement Condition

The average values during measurement are (23.5) °C, (52.8) %RH and (1014.1) hPa.

TABULATION OF RESULTS:

The table on next page give the measured values.

Calibrated by:

Mr. Sorawit Thacharad

Miss Jittraorn Lertthomphol

Approved signatory:

Mr. Parinya Booncharoen
Calibration Department Manager

Remark:

¹ Nozzle cross-section area of the wind tunnel

² Projected cross-section area of the tested object include mounting pipe

³ Diameter of mounting pipe

⁴ Ratio ² to ¹

THIS CERTIFICATE OF CALIBRATION MAY NOT BE REPRODUCED EXCEPT IN FULL UNLESS PERMISSION FOR REPRODUCTION HAS BEEN OBTAINED IN WRITING FROM THE LABORATORY

Page 2 of 2 Pages

MEASUREMENT RESULTS⁵

The cup anemometer, Unit Under Calibration (UUC) was exercise at 10 m/s for 5 minutes prior to calibration being performed. The standard air velocity 0.5 m/s to 5 m/s was calculated by a standard air velocity transducer and above 5 m/s to 30 m/s was calculated by a pitot tube with precision differential pressure meter which was installed 40 mm and 300 mm respectively away from wind tunnel nozzle, UUC was installed at center of the test section. The calibration was carried out under both rising and falling air velocity in the range of 1 m/s to 16 m/s at calibration interval of 1 m/s. The results of calibration and associated measurement uncertainties are reported in the table below.

v _{meas}	Temp. wind tunnel	Temp. room	v _{ref}	Error	U (k=2)
(m/s)	(°C)	(°C)	(m/s)	(m/s)	(m/s)
0.983	23.50	23.45	0.8	-0.2	0.17
2.035	23.44	23.45	1.9	-0.1	0.16
3.049	23.50	23.45	2.9	-0.2	0.19
4.126	23.50	23.45	3.9	-0.2	0.20
5.01	23.40	23.45	4.9	-0.1	0.18
6.00	23.50	23.45	5.9	-0.1	0.19
7.07	23.40	23.45	7.0	-0.1	0.19
8.18	23.50	23.45	8.0	-0.2	0.19
9.10	23.26	23.45	9.0	-0.1	0.20
10.09	23.44	23.45	9.9	-0.1	0.21
11.15	23.30	23.45	11.0	-0.1	0.21
12.14	23.42	23.45	12.0	-0.1	0.25
13.20	23.22	23.45	13.1	-0.1	0.26
14.25	23.34	23.45	14.9	-0.1	0.24
15.24	23.24	23.45	15.0	-0.3	0.26
16.31	23.24	23.45	16.1	-0.2	0.24


Remark:

⁵ Calibration results only count for the tested circumstances and environmental conditions during which calibration took place

⁶ Velocity of standard

⁷ Velocity of Unit Under Calibration

PHOTO OF CALIBRATION SET-UP



Calibration set-up of the cup anemometer calibration in the wind tunnel of Jiranatee Associates Co., Ltd. The cup anemometer shows may differ from the calibrated one. Remark: The proportion of the set-up is not true to scale due to imaging geometry.

End of Certificate of Calibration

CERTIFICATE OF CALIBRATION

Page 1 of 2 Pages

MEASUREMENT ITEM: Cup anemometer
MANUFACTURER: Novolyne
MODEL/TYPE: Sensor: WS-02F
Data logger: 200-WS-25LB
SERIAL NUMBER: Sensor: -
Data logger: AS376
ID NUMBER: RYG_F50414
CONDITION AS-RECEIVED: Used item
CUSTOMER: ALS laboratory group (Thailand) Co., Ltd.
104 Phatthanakan 40, Phatthanakan Rd, Khwaeng Suan Luang,
Khet Suan Luang, Bangkok 10250 Thailand.

RECEIVED DATE: 27 Jan 2023
MEASUREMENT DATE: 10 Feb 2023
ISSUE DATE: 10 Feb 2023

ENVIRONMENTAL CONDITIONS:

Ambient condition in the laboratory are as follow:
Temperature: 23.0 ± 3.0 °C
Relative Humidity: 55.0 ± 15.0 %RH
Atmospheric Pressure: 1010 ± 10 hPa

PLACE OF CALIBRATION

Eiffel-type wind tunnel of Jiranatee Associates Co., Ltd.

CALIBRATION CONDITIONS: Wind tunnel cross-section area¹ 900 cm²
Win direction frontal area² 100 cm²
Diameter of mounting pipe³ mm
Blockage ratio of test object⁴ 0.111 [-]

Preconditioning: 24 hours at ambient conditions.

Measurement Condition: The average values during measurement are (24.1) °C, (47.6) %RH and (1014.7) hPa.

TABULATION OF RESULTS:

The table on next page give the measured values.

Calibrated by:
☒ Mr. Sorawit Thachalad
☐ Miss Jitraporn Lertsomphol



Approved signatory:

[Signature]
Mr. Parinya Booncharoen
Calibration Department Manager

Remark:
¹ Nozzle cross-section area of the wind tunnel
² Projected cross-section area of the tested object include mounting pipe
³ Diameter of mounting pipe
⁴ Ratio $\frac{A_o}{A_t}$

THIS CERTIFICATE OF CALIBRATION MAY NOT BE REPRODUCED EXCEPT IN FULL UNLESS PERMISSION FOR REPRODUCTION HAS BEEN OBTAINED IN WRITING FROM THE LABORATORY

Page 2 of 2 Pages

MEASUREMENT RESULTS¹

The cup anemometer, Unit Under Calibration (UUC) was exercised at 10 m/s for 5 minutes prior to calibration being performed. The standard air velocity 0.5 m/s to 5 m/s was calculated by a standard air velocity transducer and above 5 m/s to 30 m/s was calculated by a pitot tube with precision differential pressure meter which was installed 40 mm and 300 mm respectively away from wind tunnel nozzle. UUC was installed at center of the test section. The calibration was carried out under both rising and falling air velocity in the range of 1 m/s to 16 m/s at calibration interval of 1 m/s. The results of calibration and associated measurement uncertainties are reported in the table below.

V_{ref} (m/s)	Temp. wind tunnel (°C)	Temp. room (°C)	V_{unc} (m/s)	Error (m/s)	U (k=2) (m/s)
0.985	24.10	24.10	0.8	-0.2	0.36
2.033	24.10	24.10	1.9	-0.1	0.16
3.040	23.94	24.10	3.0	-0.1	0.23
4.134	24.10	24.10	4.0	-0.1	0.20
4.99	23.92	24.10	4.9	-0.1	0.44
5.98	24.10	24.10	6.0	0.0	0.18
7.05	23.90	24.10	7.0	-0.1	0.36
8.19	24.06	24.10	8.2	0.0	0.26
9.09	23.84	24.10	9.1	0.0	0.24
10.09	23.92	24.10	10.1	0.0	0.28
11.15	23.80	24.10	11.1	0.0	0.45
12.14	23.80	24.10	12.1	0.0	0.31
13.19	23.80	24.10	13.2	0.0	0.47
14.26	23.74	24.10	14.2	0.0	0.42
15.25	23.78	24.10	15.3	-0.1	0.66
16.28	23.70	24.10	16.3	0.0	0.56

Remarks:

¹ Calibration results only count for the tested circumstances and environmental conditions during which calibration took place

² Velocity of standard

³ Velocity of Unit Under Calibration

PHOTO OF CALIBRATION SET-UP



Calibration set-up of the cup anemometer calibration in the wind tunnel of Jiranatee Associates Co., Ltd. The cup anemometer shown may differ from the calibrated one. Remark: The proportion of the set-up is not true to scale due to imaging accuracy.



CERTIFICATE OF CALIBRATION

Page 1 of 2 Pages

MEASUREMENT ITEM: Wind Direction Sensor
MANUFACTURER: Novolyne
MODEL/TYPE: Sensor: WS-02F
Data logger: 200-WS-25LB
SERIAL NUMBER: Sensor: -
Data logger: AS376
ID NUMBER: RYG_F50414
CONDITION AS-RECEIVED: Used item
CUSTOMER: ALS laboratory group (Thailand) Co., Ltd.
104 Phatthanakan 40, Phatthanakan Rd, Khwaeng Suan Luang,
Khet Suan Luang, Bangkok 10250 Thailand.

RECEIVED DATE: 27 Jan 2023
MEASUREMENT DATE: 10 Feb 2023
ISSUE DATE: 10 Feb 2023

ENVIRONMENTAL CONDITIONS:

Ambient condition in the laboratory are as follow:
Temperature: 23.0 ± 3.0 °C
Relative Humidity: 55.0 ± 15.0 %RH
Atmospheric Pressure: 1010 ± 10 hPa

PLACE OF CALIBRATION

Eiffel-type wind tunnel of Jiranatee Associates Co., Ltd.

CALIBRATION CONDITION: Wind tunnel cross-section area¹ 900 cm²
Win direction frontal area² 129 cm²
Diameter of mounting pipe³ mm
Blockage ratio of test object⁴ 0.143 [-]

Preconditioning: 24 hours at ambient conditions.

Measurement Condition: The average values during measurement are (24.0) °C, (49.0) %RH and (1014.1) hPa.

TABULATION OF RESULTS:

The table on next page give the measured values.

Calibrated by:
☒ Mr. Sorawit Thachalad
☐ Miss Jitraporn Lertsomphol



Approved signatory:

[Signature]
Mr. Parinya Booncharoen
Calibration Department Manager

Remark:
¹ Nozzle cross-section area of the wind tunnel
² Projected cross-section area of the tested object include mounting pipe
³ Diameter of mounting pipe
⁴ Ratio $\frac{A_o}{A_t}$

THIS CERTIFICATE OF CALIBRATION MAY NOT BE REPRODUCED EXCEPT IN FULL UNLESS PERMISSION FOR REPRODUCTION HAS BEEN OBTAINED IN WRITING FROM THE LABORATORY

Page 2 of 2 Pages

MEASUREMENT RESULTS¹

The wind direction sensor was calibrated against standard rotary encoder by comparison method. During calibration, the measurement was carried out at 45° intervals in clockwise and counterclockwise directions after offset adjustment has been made. The flow speed of wind tunnel (usually 5 m/s) is kept constant while the sensor is rotated around its vertical axis. The results of calibration and associated measurement uncertainties are reported in the table below.

Air speed m/s	D'_{ref} Degree (°)	D'_{unc} Degree (°)	Error Degree (°)	U (k=2) Degree (°)
	0.000	0	0	0.58
	45.000	41	-4	0.58
	90.000	87	-3	0.58
4.99	135.001	132	-3	0.68
	180.000	179	-1	0.74
	225.000	227	2	0.91
	270.001	273	3	0.58
	315.000	318	3	0.74

Remarks:

¹ Calibration results only count for the tested circumstances and environmental conditions during which calibration took place

² Direction of standard

³ Direction of Unit Under Calibration



End of Certificate of Calibration

SITHIPORN ASSOCIATES CO.,LTD. CALIBRATION LABORATORY

451-451/1 Sirinthorn Rd.,Bangbunru, Bangplud Bangkok 10700 THAILAND.
Tel.0-2435-8800 Fax.0-2433-1679 e-mail:cal-center@sithiporn.com http://www.sithiporn.com



Cert. No. : ACC23009
Pages : 1 of 3

Calibration Certificate

Equipment : SOUND CALIBRATOR
Manufacturer : RION
Model : NC-74
Serial No.: 34178121
ID No.: RYG_FS0213

Condition As Found : GOOD

Customer : ALS LABORATORY GROUP (THAILAND) CO., LTD.
104 PHATTHANAKAN 40, PHATTHANAKAN ROAD,
KHWAENG PHATTHANAKAN, KHET SUAN LUANG,
BANGKOK, 10250 THAILAND.

Location :
Ambient Temperature : (23.0 ± 3) °C
Pressure : (101.3 ± 3) kPa
Relative Humidity : (50.0 ± 20) %

Received Date : 24 JANUARY 2023
Calibration Date : 26 JANUARY 2023
Date of Issue : 27 JANUARY 2023

Calibrated by : Nathakorn Pisutpaisan

Approved by :

T. Petchurai
(Thanakul Petchurai)

This certificate is issued in accordance with the requirements of ISO/IEC 17025 standard, may not be reproduced other than in full, except with the prior written approval of the head of Calibration Laboratory.

QF-TS12-04-04-020664

SITHIPORN ASSOCIATES CO.,LTD. CALIBRATION LABORATORY

Continuation of Calibration Certificate

Cert. No. : ACC23009
Job No. : VC66AC0031
Pages : 2 of 3

Calibration Procedure : CP-AC-03

Calibration Method :

This equipment was calibrated by based on IEC-60942-2003 Standard.

The sound pressure level, frequency and total distortion of the sound calibrator was measured using the reference microphone.

Condition of this result of calibration :

1. Reference Standard Instruments :

Instrument	Model	Serial No.	Cert. No.	Due Date
Waveform Generator	33511B	MY52302742	EF-0008-22	04-Feb-23
Digital Multimeter	33461A	MY53220104	EEL-BP. 04/0265	09-Feb-23
Digital Multimeter	33461A	MY53220076	EEL-BP. 03/0265	09-Feb-23
Digital Multimeter	33461A	MY60024273	EEL-BP. 05/0265	09-Feb-23
Programmable Attenuator	MAT-1070	62100114	EF-0009-22	07-Feb-23
Condenser Microphone	4180	2977900	AA-1013-22	24-Feb-23
Measuring Amplifier	NA-42KA1	34560495	AA-3005-22	22-Feb-23
Audio Analyzer	AVR-3360A	V744B6069	EF-0010-22	07-Feb-23

2. This result of calibration was found accurate as shown on date and place of calibration for this calibrated item only.

3. This certificate is traceable to the international system of unit maintained at :

3.1 National Institute of Metrology (Thailand).

3.2 Thailand Institute of Scientific and Technological Research (TISTR).

QF-TS12-04-04-020664

T. Petchurai

SITHIPORN ASSOCIATES CO.,LTD. CALIBRATION LABORATORY

Continuation of Calibration Certificate

Cert. No. : ACC23009
Job No. : VC66AC0031
Pages : 3 of 3

Result of calibration :

1. Sound pressure level

Specified sound pressure level (dB)	Measured value (dB)	Deviated value (dB)	Uncertainty (dB)	Tolerance limit (dB)
94	94.16	0.16	0.14	0.40

2. Frequency

Specified Frequency (Hz)	Measured value (Hz)	Deviated value (%)	Uncertainty (%)	Tolerance limit (%)
1000	1003.2	0.3	0.1	1.0

3. Total distortion

Measured value (%)	Uncertainty (%)	Tolerance limit (%)
1.97	0.10	3.0

The reported uncertainty is based on a standard uncertainty multiplied by coverage factor $k = 2$ or any value following calculation, providing a level of confidence of approximately 95 %

End of Calibration Certificate

QF-TS12-04-04-020664

T. Petchurai

SITHIPORN ASSOCIATES CO.,LTD. CALIBRATION LABORATORY

451-451/1 Sirinthorn Rd.,Bangbunru, Bangplud Bangkok 10700 THAILAND.
Tel.0-2435-8800 Fax.0-2433-1679 e-mail:cal-center@sithiporn.com http://www.sithiporn.com



Cert. No. : ACL23081
Pages : 1 of 8

Calibration Certificate

Equipment : SOUND LEVEL METER
Manufacturer : RION
Model : NL-42 / Microphone UC-52 / Preamplifier NH-24
Serial No.: 00296518 / 66239 / 34375
ID No.: RYG_FS0431

Condition As Found : GOOD

Customer : ALS LABORATORY GROUP (THAILAND) CO., LTD.
104 PHATTHANAKAN 40, PHATTHANAKAN ROAD,
KHWAENG PHATTHANAKAN, KHET SUAN LUANG,
BANGKOK, 10250 THAILAND.

Location :
Ambient Temperature : (23.0 ± 3) °C
Pressure : (101.3 ± 3) kPa
Relative Humidity : (50.0 ± 20) %

Received Date : 24 JANUARY 2023
Calibration Date : 25-26 JANUARY 2023
Date of Issue : 27 JANUARY 2023

Calibrated by : Nathakorn Pisutpaisan

Approved by :

T. Petchurai
(Thanakul Petchurai)

This certificate is issued in accordance with the requirements of ISO/IEC 17025 standard, may not be reproduced other than in full, except with the prior written approval of the head of Calibration Laboratory.

QF-TS12-04-04-020664

Continuation of Calibration Certificate

Cert. No. : ACL23081
Job No. : VC66AC0031
Pages : 2 of 8

Calibration Procedure : CP-AC-01

Calibration Method :

This equipment was calibrated by based on IEC-61672-3 (2013) Standard for sound level meter (SLM).
The SLM had tests to Acoustical and Electrical signal tests of frequency weighting with Anechoic chamber and Reference Standard Instruments.

For tests results of each items were made by observation of each Instruments display and also with SLM's display.

Condition of this result of calibration :

1. Reference Standard Instruments :

Instrument	Model	Serial No.	Cert. No.	Due Date
Waveform Generator	33210A	MY48017076	EF-0007-22	04-Feb-23
Waveform Generator	33511B	MY52302742	EF-0008-22	04-Feb-23
Digital Multimeter	33461A	MY53220104	EEL_BP_04/0265	09-Feb-23
Digital Multimeter	33461A	MY53220076	EEL_BP_03/0265	09-Feb-23
Digital Multimeter	34461A	MY60024273	EEL_BP_05/0265	09-Feb-23
Programmable Attenuator	MAT-1070	62100114	EF-0009-22	07-Feb-23
Condenser Microphone	4180	2977900	AA-1013-22	24-Feb-23
Measuring Amplifier	NA-42KAI	34560495	AA-3005-22	22-Feb-23

2. This result of calibration was found accurate as shown on date and place of calibration for this calibrated item only.

3. This certificate is traceable to the international system of unit maintained at :

- 3.1 National Institute of Metrology (Thailand).
- 3.2 Thailand Institute of Scientific and Technological Research (TISTR).

QF-TS12-04-04-020664

T. Petch

Continuation of Calibration Certificate

Cert. No. : ACL23081
Job No. : VC66AC0031
Pages : 3 of 8

Summary of Measurement Result :

Parameter	Pass	Fail	Uncertainty (dB)	Maximum-permitted uncertainty of measurement (dB)
1. Absolute sensitivity	✓	-	0.2	N/A
2. Self-generated noise	✓	-	0.2	N/A
3. Acoustical signal tests of frequency weightings				
125 Hz	✓	-	0.3	0.6
1000 Hz	✓	-	0.3	0.6
8000 Hz	✓	-	0.3	0.7
4. Electrical signal tests of frequency weightings				
For 10 Hz to 4 kHz	✓	-	0.3	0.6
For > 4 kHz to 10 kHz	✓	-	0.3	0.7
For > 10 kHz to 20 kHz	-	-	-	1.0
5. Frequency and time weightings at 1 kHz	✓	-	0.2	0.2
6. Long - term stability	✓	-	0.1	0.1
7. Level linearity on the reference level range	✓	-	0.2	0.3
8. Level linearity including the level range control	✓	-	0.2	0.3
9. Tone burst response	✓	-	0.2	0.3
10. Peak C sound level	✓	-	0.2	0.35
11. Overload indication	✓	-	0.2	0.25
12. High level stability	✓	-	0.1	0.1

QF-TS12-04-04-020664

T. Petch

Continuation of Calibration Certificate

Cert. No. : ACL23081
Job No. : VC66AC0031
Pages : 4 of 8

Result of calibration :

1. Absolute sensitivity

Reference Acoustic Signal (dB)	Measured Value (dB)	Deviation (dB)	Acceptance Limit (dB)
93.9 (93.95)	93.9	0.0	±0.3

2. Self-generated noise

2.1 Normal test

Measured Value (dB)
21.7

2.2 The microphone of the sound level meter was replaced by electrical signal input device.

Frequency Weighting	Measured value (dB)
A - weight	13.1
C - weight	19.0
Flat	24.7

3. Acoustical signal tests of frequency weightings

Meter free-field acoustic response at a level of 84 dB

Frequency (Hz)	Deviation from various frequency weighting response curve (dB)			
	Flat	C-weight	A-weight	Acceptance Limits
125	0.0	0.0	0.0	± 1.5
1000	-0.1	-0.1	-0.1	± 1.0
8000	-0.4	-0.3	-0.3	± 5.0

QF-TS12-04-04-020664

T. Petch

Continuation of Calibration Certificate

Cert. No. : ACL23081
Job No. : VC66AC0031
Pages : 5 of 8

4. Electrical signal tests of frequency weightings

Weighting network response with relative to 1 kHz.

Frequency (Hz)	Deviation from various frequency weighting response curve (dB)			
	Flat	C-weight	A-weight	Acceptance Limits
63	0.0	-0.1	-0.1	±2.0
125	0.0	0.0	0.0	±1.5
250	0.0	0.0	0.0	±1.5
500	0.0	0.0	0.0	±1.5
1000	0.0	0.0	0.0	±1.0
2000	0.0	0.0	0.0	±2.0
4000	0.0	0.0	0.0	±3.0
8000	0.0	0.1	0.1	±5.0

5. Frequency and time weightings at 1 kHz

5.1 Frequency weightings at 1 kHz

Frequency Weighting	Measured Value (dB)	Deviated Value (dB)	Acceptance Limits (dB)
A - weight	94.0	0.0	-
C - weight	94.0	0.0	± 0.2
Flat	94.0	0.0	± 0.2

5.2 Time weighting at 1 kHz

Frequency Weighting	Measured Value (dB)	Deviated Value (dB)	Acceptance Limits (dB)
Fast	94.0	0.0	-
Slow	94.0	0.0	± 0.1
Leq	94.0	0.0	± 0.1

6. Long - term stability

Frequency Weighting	SLM Display at initial (dB)	SLM Display at final (dB)	Deviated Value (dB)	Acceptance Limits (dB)
A - weight	94.0	94.0	0.0	± 0.3

QF-TS12-04-04-020664

T. Petch

Cert. No. : ACL23081
Job No. : VC66AC0031
Pages : 6 of 8

7. Level linearity on the reference level range

Anticipated Value (dB)	Measured Value (dB)	Deviated Value (dB)	Acceptance Limits (dB)
137.0	137.0	0.0	± 1.1
136.0	136.0	0.0	± 1.1
135.0	135.0	0.0	± 1.1
134.0	134.0	0.0	± 1.1
133.0	133.0	0.0	± 1.1
132.0	132.0	0.0	± 1.1
131.0	131.0	0.0	± 1.1
129.0	129.0	0.0	± 1.1
124.0	124.0	0.0	± 1.1
119.0	119.0	0.0	± 1.1
114.0	114.0	0.0	± 1.1
109.0	109.0	0.0	± 1.1
104.0	104.0	0.0	± 1.1
99.0	99.0	0.0	± 1.1
94.0	94.0	0.0	± 1.1
89.0	89.0	0.0	± 1.1
84.0	84.0	0.0	± 1.1
79.0	79.0	0.0	± 1.1
74.0	74.0	0.0	± 1.1
69.0	69.0	0.0	± 1.1
64.0	64.0	0.0	± 1.1
59.0	59.0	0.0	± 1.1
54.0	53.9	-0.1	± 1.1
49.0	49.0	0.0	± 1.1
44.0	44.0	0.0	± 1.1
39.0	38.9	-0.1	± 1.1
34.0	33.9	-0.1	± 1.1
30.0	29.9	-0.1	± 1.1
29.0	28.9	-0.1	± 1.1
28.0	27.8	-0.2	± 1.1
27.0	26.9	-0.1	± 1.1
26.0	25.9	-0.1	± 1.1
25.0	24.8	-0.2	± 1.1

QF-TS12-04-04-020664

T. Petchur

Cert. No. : ACL23081
Job No. : VC66AC0031
Pages : 7 of 8

8. Level linearity including the level range control

Range	Anticipated Value (dB)	Measured Value (dB)	Deviated Value (dB)	Acceptance Limits (dB)
Auto	94.0	94.0	0.0	±1.1

9. Tone burst response

Time Weighting	Tone burst duration, Tb (ms)	Cycle	Anticipated Value (dB)	Measured Value (dB)	Deviated Value (dB)	Acceptance Limits (dB)
Fast	0.25	1	108.0	107.9	-0.1	1.5 ; -5.0
	2	8	117.0	117.0	0.0	1.0 ; -2.5
	200	800	134.0	134.0	0.0	±1.0
Slow	2	8	108.0	108.0	0.0	1.5 ; -5.0
	200	800	127.6	127.6	0.0	±1.0
	0.25	1	99.0	98.9	-0.1	1.5 ; -5.0
SEL	2	8	108.0	108.0	0.0	1.0 ; -2.5
	200	800	128.0	128.0	0.0	±1.0

10. Peak C sound level

Number of cycle in test signal	Anticipated Value (dB)	Measured Value, L _{peak} (dB)	Deviated Value (dB)	Acceptance Limits (dB)
Continuous	133.0	133.0	0.0	-
One	136.4	135.8	-0.6	±3.0

Number of cycle in test signal	Anticipated Value (dB)	Measured Value (dB)	Deviated Value (dB)	Acceptance Limits (dB)
Continuous	133.0	133.0	0.0	-
Positive half cycle	135.4	135.2	-0.2	±2.0
Negative half cycle	135.4	135.2	-0.2	±2.0

QF-TS12-04-04-020664

T. Petchur

Cert. No. : ACL23081
Job No. : VC66AC0031
Pages : 8 of 8

11. Overload indication

Measured value (dB)		Deviated Value (dB)	Acceptance Limits (dB)
Positive one-half cycle	Negative one-half cycle		
89.6	89.5	-0.1	±1.5

12. High level stability

Frequency Weighting	SLM Display at initial (dB)	SLM Display at final (dB)	Deviated Value (dB)	Acceptance Limits (dB)
A-weight	137.0	137.0	0.0	±0.3

The reported uncertainty is based on a standard uncertainty multiplied by coverage factor $k = 2$ or any value following calculation, providing a level of confidence of approximately 95 %

End of Calibration Certificate

QF-TS12-04-04-020664

T. Petchur

451-451/1 Sirinthorn Rd, Bangbunru, Bangplud Bangkok 10700 THAILAND.
Tel.0-2435-8800 Fax.0-2433-1679 e-mail:cal-center@sithiporn.com http://www.sithiporn.comCert. No. : ACL23080
Pages : 1 of 8

Calibration Certificate

Equipment : SOUND LEVEL METER
Manufacturer : RION
Model : NL-42/ Microphone UC-52 / Preamplifier NH-24
Serial No.: 00296517 / 135220 / 87527
ID No.: RYG_FS0434

Condition As Found : GOOD

Customer : ALS LABORATORY GROUP (THAILAND) CO., LTD.,
104 PHATTHANAKAN 40, PHATTHANAKAN ROAD,
KHWAENG PHATTHANAKAN, KHET SUAN LUANG,
BANGKOK, 10250 THAILAND.

Location :
Ambient Temperature : (23.0 ± 3) °C
Pressure : (101.3 ± 3) kPa
Relative Humidity : (50.0 ± 20) %

Received Date : 24 JANUARY 2023
Calibration Date : 25-26 JANUARY 2023
Date of Issue : 27 JANUARY 2023

Calibrated by : Nathakorn Pisutpaisan

Approved by :

T. Petchur
(Thanakul Petchurai)

This certificate is issued in accordance with the requirements of ISO/IEC 17025 standard, may not be reproduced other than in full, except with the prior written approval of the head of Calibration Laboratory.

QF-TS12-04-04-020664

Continuation of Calibration Certificate

Cert. No. : ACL23080
Job No. : VC66AC0031
Pages : 2 of 8

Calibration Procedure : CP-AC-01

Calibration Method :

This equipment was calibrated by based on IEC-61672-3 (2013) Standard for sound level meter (SLM).
The SLM had tests to Acoustical and Electrical signal tests of frequency weighting with Anechoic chamber and Reference Standard Instruments.

For tests results of each items were made by observation of each Instruments display and also with SLM's display.

Condition of this result of calibration :

1. Reference Standard Instruments :

Instrument	Model	Serial No.	Cert. No.	Due Date
Waveform Generator	33210A	MY48017076	EF-0007-22	04-Feb-23
Waveform Generator	33511B	MY52302742	EF-0008-22	04-Feb-23
Digital Multimeter	33461A	MY53220104	EEL_BP_04/0265	09-Feb-23
Digital Multimeter	33461A	MY53220076	EEL_BP_03/0265	09-Feb-23
Digital Multimeter	34461A	MY60024273	EEL_BP_05/0265	09-Feb-23
Programmable Attenuator	MAT-1070	62100114	EF-0009-22	07-Feb-23
Condenser Microphone	4180	2977900	AA-1013-22	24-Feb-23
Measuring Amplifier	NA-42KAJ	34560495	AA-3005-22	22-Feb-23

2. This result of calibration was found accurate as shown on date and place of calibration for this calibrated item only.

3. This certificate is traceable to the international system of unit maintained at :

3.1 National Institute of Metrology (Thailand).

3.2 Thailand Institute of Scientific and Technological Research (TISTR).

QF-TS12-04-04-020664

T. Petcha-

Continuation of Calibration Certificate

Cert. No. : ACL23080
Job No. : VC66AC0031
Pages : 3 of 8

Summary of Measurement Result :

Parameter	Pass	Fail	Uncertainty (dB)	Maximum-permitted uncertainty of measurement (dB)
1. Absolute sensitivity	✓	-	0.2	N/A
2. Self-generated noise	✓	-	0.2	N/A
3. Acoustical signal tests of frequency weightings				
125 Hz	✓	-	0.3	0.6
1000 Hz	✓	-	0.3	0.6
8000 Hz	✓	-	0.3	0.7
4. Electrical signal tests of frequency weightings				
For 10 Hz to 4 kHz	✓	-	0.3	0.6
For > 4 kHz to 10 kHz	✓	-	0.3	0.7
For > 10 kHz to 20 kHz	-	-	-	1.0
5. Frequency and time weightings at 1 kHz	✓	-	0.2	0.2
6. Long - term stability	✓	-	0.1	0.1
7. Level linearity on the reference level range	✓	-	0.2	0.3
8. Level linearity including the level range control	✓	-	0.2	0.3
9. Tone burst response	✓	-	0.2	0.3
10. Peak C sound level	✓	-	0.2	0.35
11. Overload indication	✓	-	0.2	0.25
12. High level stability	✓	-	0.1	0.1

QF-TS12-04-04-020664

T. Petcha-

Continuation of Calibration Certificate

Cert. No. : ACL23080
Job No. : VC66AC0031
Pages : 4 of 8

Result of calibration :

1. Absolute sensitivity

Reference Acoustic Signal (dB)	Measured Value (dB)	Deviation (dB)	Acceptance Limit (dB)
93.9 (93.95)	93.9	0.0	±0.3

2. Self-generated noise

2.1 Normal test

Measured Value (dB)
17.1

2.2 The microphone of the sound level meter was replaced by electrical signal input device.

Frequency Weighting	Measured value (dB)
A - weight	14.2
C - weight	19.9
Flat	25.5

3. Acoustical signal tests of frequency weightings

Meter free-field acoustic response at a level of 84 dB

Frequency (Hz)	Deviation from various frequency weighting response curve (dB)			
	Flat	C-weight	A-weight	Acceptance Limits
125	0.3	0.3	0.3	± 1.5
1000	0.0	0.0	0.0	± 1.0
8000	-1.5	-1.4	-1.4	±5.0

QF-TS12-04-04-020664

T. Petcha-

Continuation of Calibration Certificate

Cert. No. : ACL23080
Job No. : VC66AC0031
Pages : 5 of 8

4. Electrical signal tests of frequency weightings

Weighting network response with relative to 1 kHz.

Frequency (Hz)	Deviation from various frequency weighting response curve (dB)			
	Flat	C-weight	A-weight	Acceptance Limits
63	0.0	0.0	0.0	±2.0
125	0.0	0.1	0.0	±1.5
250	0.0	0.0	0.0	±1.5
500	0.0	0.1	0.0	±1.5
1000	0.0	0.0	0.0	±1.0
2000	0.0	0.1	0.0	±2.0
4000	0.0	0.0	0.0	±3.0
8000	0.0	0.1	0.1	±5.0

5. Frequency and time weightings at 1 kHz

5.1 Frequency weightings at 1 kHz

Frequency Weighting	Measured Value (dB)	Deviated Value (dB)	Acceptance Limits (dB)
A - weight	94.0	0.0	-
C - weight	94.0	0.0	± 0.2
Flat	94.0	0.0	± 0.2

5.2 Time weighting at 1 kHz

Frequency Weighting	Measured Value (dB)	Deviated Value (dB)	Acceptance Limits (dB)
Fast	94.0	0.0	-
Slow	94.0	0.0	± 0.1
Leq	94.0	0.0	± 0.1

6. Long - term stability

Frequency Weighting	SLM Display at initial (dB)	SLM Display at final (dB)	Deviated Value (dB)	Acceptance Limits (dB)
A - weight	94.0	94.0	0.0	± 0.3

QF-TS12-04-04-020664

T. Petcha-

Continuation of Calibration Certificate

Cert. No. : ACL23080
Job No. : VC66AC0031
Pages : 6 of 8

7. Level linearity on the reference level range

Anticipated Value (dB)	Measured Value (dB)	Deviated Value (dB)	Acceptance Limits (dB)
137.0	137.0	0.0	± 1.1
136.0	136.0	0.0	± 1.1
135.0	135.0	0.0	± 1.1
134.0	134.0	0.0	± 1.1
133.0	133.0	0.0	± 1.1
132.0	132.0	0.0	± 1.1
131.0	131.0	0.0	± 1.1
129.0	129.0	0.0	± 1.1
124.0	124.0	0.0	± 1.1
119.0	119.0	0.0	± 1.1
114.0	114.0	0.0	± 1.1
109.0	109.0	0.0	± 1.1
104.0	104.0	0.0	± 1.1
99.0	99.0	0.0	± 1.1
94.0	94.0	0.0	± 1.1
89.0	89.0	0.0	± 1.1
84.0	84.0	0.0	± 1.1
79.0	79.0	0.0	± 1.1
74.0	74.0	0.0	± 1.1
69.0	69.0	0.0	± 1.1
64.0	64.0	0.0	± 1.1
59.0	59.0	0.0	± 1.1
54.0	54.0	0.0	± 1.1
49.0	49.0	0.0	± 1.1
44.0	44.0	0.0	± 1.1
39.0	39.0	0.0	± 1.1
34.0	34.0	0.0	± 1.1
30.0	29.9	-0.1	± 1.1
29.0	28.9	-0.1	± 1.1
28.0	27.9	-0.1	± 1.1
27.0	26.9	-0.1	± 1.1
26.0	25.9	-0.1	± 1.1
25.0	24.8	-0.2	± 1.1

QF-TS12-04-04-020664

T. Petchurai

Continuation of Calibration Certificate

Cert. No. : ACL23080
Job No. : VC66AC0031
Pages : 7 of 8

8. Level linearity including the level range control

Range	Anticipated Value (dB)	Measured Value (dB)	Deviated Value (dB)	Acceptance Limits (dB)
Auto	94.0	94.0	0.0	±1.1

9. Tone burst response

Time Weighting	Tone burst duration, Tb (ms)	Cycle	Anticipated Value (dB)	Measured Value (dB)	Deviated Value (dB)	Acceptance Limits (dB)
Fast	0.25	1	108.0	107.9	-0.1	1.5 ; -5.0
	2	8	117.0	117.0	0.0	1.0 ; -2.5
	200	800	134.0	134.1	0.1	±1.0
Slow	2	8	108.0	108.0	0.0	1.5 ; -5.0
	200	800	127.6	127.6	0.0	±1.0
SEL	0.25	1	99.0	98.9	-0.1	1.5 ; -5.0
	2	8	108.0	108.0	0.0	1.0 ; -2.5
	200	800	128.0	128.1	0.1	±1.0

10. Peak C sound level

Number of cycle in test signal	Anticipated Value (dB)	Measured Value, Lcpeak (dB)	Deviated Value (dB)	Acceptance Limits (dB)
Continuous	133.0	133.0	0.0	-
One	136.4	136.2	-0.2	±3.0

Number of cycle in test signal	Anticipated Value (dB)	Measured Value (dB)	Deviated Value (dB)	Acceptance Limits (dB)
Continuous	133.0	133.1	0.1	-
Positive half cycle	135.4	135.2	-0.2	±2.0
Negative half cycle	135.4	135.2	-0.2	±2.0

QF-TS12-04-04-020664

T. Petchurai

Continuation of Calibration Certificate

Cert. No. : ACL23080
Job No. : VC66AC0031
Pages : 8 of 8

11. Overload indication

Measured value (dB)		Deviated Value (dB)	Acceptance Limits (dB)
Positive one-half cycle	Negative one-half cycle		
89.5	89.5	0.0	±1.5

12. High level stability

Frequency Weighting	SLM Display at initial (dB)	SLM Display at final (dB)	Deviated Value (dB)	Acceptance Limits (dB)
A - weight	137.0	137.0	0.0	±0.3

The reported uncertainty is based on a standard uncertainty multiplied by coverage factor $k = 2$ or any value following calculation, providing a level of confidence of approximately 95 %

End of Calibration Certificate

QF-TS12-04-04-020664

T. Petchurai

451-451/1 Sirinthorn Rd., Bangbunru, Bangplud Bangkok 10700 THAILAND.
Tel:0-2435-8800 Fax:0-2433-1679 e-mail:cal-center@sithiporn.com http://www.sithiporn.comCert. No. : ACL23043
Pages : 1 of 8

Calibration Certificate

Equipment : SOUND LEVEL METER
Manufacturer : RION
Model : NL-42/ Microphone UC-52 / Preamplifier NH-24
Serial No.: 00900072 / 188465 / 01734
ID No.: RYG_FS0493

Condition As Found : GOOD

Customer : ALS LABORATORY GROUP (THAILAND) CO., LTD.
104 PHATTHANAKAN 40, PHATTHANAKAN ROAD,
KHWAENG PHATTHANAKAN, KHUET SUAN LUANG,
BANGKOK, 10250 THAILAND.

Location : -
Ambient Temperature : (23.0 ± 3) °C
Pressure : (101.3 ± 3) kPa
Relative Humidity : (50.0 ± 20) %
Received Date : 06 JANUARY 2023
Calibration Date : 13-18 JANUARY 2023
Date of Issue : 19 JANUARY 2023

Checked by: *Nathakorn P.*
Approved by: *T. Petchurai*
Noted date: 13/1/24

Calibrated by : Nathakorn Pisutpaisan

Approved by :

T. Petchurai
(Thanakul Petchurai)

This certificate is issued in accordance with the requirements of ISO/IEC 17025 standard, may not be reproduced other than in full, except with the prior written approval of the head of Calibration Laboratory.

QF-TS12-04-04-020664

Continuation of Calibration Certificate

Cert. No. : ACL23043
Job No. : VC66AC0024
Pages : 2 of 8

Calibration Procedure : CP-AC-01

Calibration Method :

This equipment was calibrated by based on IEC-61672-3 (2013) Standard for sound level meter (SLM).
The SLM had tests to Acoustical and Electrical signal tests of frequency weighting with Anechoic chamber and Reference Standard Instruments.

For tests results of each items were made by observation of each Instruments display and also with SLM's display.

Condition of this result of calibration :

1. Reference Standard Instruments :

Instrument	Model	Serial No.	Cert. No.	Due Date
Waveform Generator	33210A	MY48017076	EF-0007-22	04-Feb-23
Waveform Generator	33511B	MY52302742	EF-0008-22	04-Feb-23
Digital Multimeter	33461A	MY53220104	EEL_BP_04/0265	09-Feb-23
Digital Multimeter	33461A	MY53220076	EEL_BP_03/0265	09-Feb-23
Digital Multimeter	34461A	MY60024273	EEL_BP_05/0265	09-Feb-23
Programmable Attenuator	MAT-1070	62100114	EF-0009-22	07-Feb-23
Condenser Microphone	4180	2977900	AA-1013-22	24-Feb-23
Measuring Amplifier	NA-42KAI	34560495	AA-3005-22	22-Feb-23

2. This result of calibration was found accurate as shown on date and place of calibration for this calibrated item only.

3. This certificate is traceable to the international system of unit maintained at :

3.1 National Institute of Metrology (Thailand).

3.2 Thailand Institute of Scientific and Technological Research (TISTR).

QF-TS12-04-04-020664

Continuation of Calibration Certificate

Cert. No. : ACL23043
Job No. : VC66AC0024
Pages : 3 of 8

Summary of Measurement Result :

Parameter	Pass	Fail	Uncertainty (dB)	Maximum-permitted uncertainty of measurement (dB)
1. Absolute sensitivity	✓	-	0.2	N/A
2. Self-generated noise	✓	-	0.2	N/A
3. Acoustical signal tests of frequency weightings				
125 Hz	✓	-	0.3	0.6
1000 Hz	✓	-	0.3	0.6
8000 Hz	✓	-	0.3	0.7
4. Electrical signal tests of frequency weightings				
For 10 Hz to 4 kHz	✓	-	0.3	0.6
For > 4 kHz to 10 kHz	✓	-	0.3	0.7
For > 10 kHz to 20 kHz	-	-	-	1.0
5. Frequency and time weightings at 1 kHz	✓	-	0.2	0.2
6. Long - term stability	✓	-	0.1	0.1
7. Level linearity on the reference level range	✓	-	0.2	0.3
8. Level linearity including the level range control	✓	-	0.2	0.3
9. Tone burst response	✓	-	0.2	0.3
10. Peak C sound level	✓	-	0.2	0.35
11. Overload indication	✓	-	0.2	0.25
12. High level stability	✓	-	0.1	0.1

QF-TS12-04-04-020664

Continuation of Calibration Certificate

Cert. No. : ACL23043
Job No. : VC66AC0024
Pages : 4 of 8

Result of calibration :

1. Absolute sensitivity

Reference Acoustic Signal (dB)	Measured Value (dB)	Deviation (dB)	Acceptance Limit (dB)
93.9 (93.95)	93.9	0.0	±0.3

2. Self-generated noise

2.1 Normal test

Measured Value (dB)
14.2

2.2 The microphone of the sound level meter was replaced by electrical signal input device.

Frequency Weighting	Measured value (dB)
A - weight	10.8
C - weight	17.2
Flat	22.9

3. Acoustical signal tests of frequency weightings

Meter free-field acoustic response at a level of 84 dB

Frequency (Hz)	Flat	C-weight	A-weight	Acceptance Limits
125	0.3	0.3	0.3	± 1.5
1000	0.0	0.0	0.0	± 1.0
8000	-1.0	-0.9	-0.9	±5.0

QF-TS12-04-04-020664

Continuation of Calibration Certificate

Cert. No. : ACL23043
Job No. : VC66AC0024
Pages : 5 of 8

4. Electrical signal tests of frequency weightings

Weighting network response with relative to 1 kHz.

Frequency (Hz)	Flat	C-weight	A-weight	Acceptance Limits
63	-0.1	-0.1	-0.1	±2.0
125	-0.1	0.0	-0.1	±1.5
250	0.0	0.0	-0.1	±1.5
500	0.0	0.0	-0.1	±1.5
1000	0.0	0.0	0.0	±1.0
2000	0.0	0.0	0.0	±2.0
4000	0.0	0.0	0.0	±3.0
8000	0.0	0.1	0.1	±5.0

5. Frequency and time weightings at 1 kHz

5.1 Frequency weightings at 1 kHz

Frequency Weighting	Measured Value (dB)	Deviated Value (dB)	Acceptance Limits (dB)
A - weight	94.0	0.0	-
C - weight	94.0	0.0	± 0.2
Flat	94.0	0.0	± 0.2

5.2 Time weighting at 1 kHz

Frequency Weighting	Measured Value (dB)	Deviated Value (dB)	Acceptance Limits (dB)
Fast	94.0	0.0	-
Slow	94.0	0.0	± 0.1
Leq	94.0	0.0	± 0.1

6. Long - term stability

Frequency Weighting	SLM Display at initial (dB)	SLM Display at final (dB)	Deviated Value (dB)	Acceptance Limits (dB)
A - weight	94.0	94.0	0.0	± 0.3

QF-TS12-04-04-020664

Continuation of Calibration Certificate

Cert. No. : ACL23043
Job No. : VC66AC0024
Pages : 6 of 8

7. Level linearity on the reference level range

Anticipated Value (dB)	Measured Value (dB)	Deviated Value (dB)	Acceptance Limits (dB)
137.0	137.0	0.0	±1.1
136.0	136.0	0.0	±1.1
135.0	135.0	0.0	±1.1
134.0	134.0	0.0	±1.1
133.0	133.0	0.0	±1.1
132.0	132.0	0.0	±1.1
131.0	131.0	0.0	±1.1
129.0	129.0	0.0	±1.1
124.0	124.0	0.0	±1.1
119.0	119.0	0.0	±1.1
114.0	114.0	0.0	±1.1
109.0	109.0	0.0	±1.1
104.0	104.0	0.0	±1.1
99.0	99.0	0.0	±1.1
94.0	94.0	0.0	±1.1
89.0	89.0	0.0	±1.1
84.0	84.0	0.0	±1.1
79.0	79.0	0.0	±1.1
74.0	74.0	0.0	±1.1
69.0	69.0	0.0	±1.1
64.0	64.0	0.0	±1.1
59.0	59.0	0.0	±1.1
54.0	54.0	0.0	±1.1
49.0	49.0	0.0	±1.1
44.0	44.0	0.0	±1.1
39.0	39.0	0.0	±1.1
34.0	34.0	0.0	±1.1
30.0	30.0	0.0	±1.1
29.0	28.9	-0.1	±1.1
28.0	28.0	0.0	±1.1
27.0	26.9	-0.1	±1.1
26.0	25.9	-0.1	±1.1
25.0	24.9	-0.1	±1.1

QF-TS12-04-04-020664

7. Retain

Continuation of Calibration Certificate

Cert. No. : ACL23043
Job No. : VC66AC0024
Pages : 7 of 8

8. Level linearity including the level range control

Range	Anticipated Value (dB)	Measured Value (dB)	Deviated Value (dB)	Acceptance Limits (dB)
Auto	94.0	94.0	0.0	±1.1

9. Tone burst response

Time Weighting	Tone burst duration, Tb (ms)	Cycle	Anticipated Value (dB)	Measured Value (dB)	Deviated Value (dB)	Acceptance Limits (dB)
Fast	0.25	1	108.0	107.9	-0.1	1.5 ; -5.0
	2	8	117.0	117.0	0.0	1.0 ; -2.5
	200	800	134.0	134.0	0.0	±1.0
Slow	2	8	108.0	108.0	0.0	1.5 ; -5.0
	200	800	127.6	127.6	0.0	±1.0
	0.25	1	99.0	98.9	-0.1	1.5 ; -5.0
SEL	2	8	108.0	108.0	0.0	1.0 ; -2.5
	200	800	128.0	128.0	0.0	±1.0

10. Peak C' sound level

Number of cycle in test signal	Anticipated Value (dB)	Measured Value, Lcpeak (dB)	Deviated Value (dB)	Acceptance Limits (dB)
Continuous	133.0	133.0	0.0	-
One	136.4	136.4	0.0	±3.0

Number of cycle in test signal	Anticipated Value (dB)	Measured Value (dB)	Deviated Value (dB)	Acceptance Limits (dB)
Continuous	133.0	133.0	0.0	-
Positive half cycle	135.4	135.1	-0.3	±2.0
Negative half cycle	135.4	135.1	-0.3	±2.0

QF-TS12-04-04-020664

7. Retain

Continuation of Calibration Certificate

Cert. No. : ACL23043
Job No. : VC66AC0024
Pages : 8 of 8

11. Overload indication

Measured value (dB)		Deviated Value (dB)	Acceptance Limits (dB)
Positive one-half cycle	Negative one-half cycle	0.0	±1.5
89.6	89.6		

12. High level stability

Frequency Weighting	SLM Display at initial (dB)	SLM Display at final (dB)	Deviated Value (dB)	Acceptance Limits (dB)
A-weight	137.0	137.0	0.0	±0.3

The reported uncertainty is based on a standard uncertainty multiplied by coverage factor $k = 2$ or any value following calculation, providing a level of confidence of approximately 95 %

End of Calibration Certificate

QF-TS12-04-04-020664

7. Retain

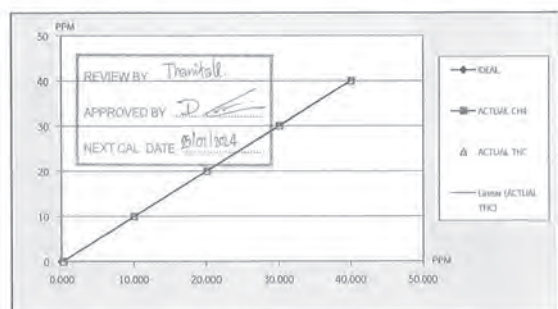
TEST REPORT

RYG_EN0038

CUSTOMER NAME	: ALS Laboratory Group (Thailand) Co., Ltd. (บริษัท แอลเอส แล็บอราทอรี กรุ๊ป (ประเทศไทย) จำกัด)						
EQUIPMENT NAME	: THC Analyzer						
MANUFACTURER	: HORIBA	MODEL	: APHA-370	SERIAL NO	: UA3N64TH		
STANDARD GAS CONCENTRATION (PPM)	: 506.1 PPM			CYLINDER NO	: CC734373		
CYLINDER PRESSURE (psig)	: 1,600 PSI			CERTIFIED DATE	: 12/05/2020		
CERTIFIED BY	: AIRGAS			EXPIRED DATE	: 12/05/2028		

TEST RESULTS

POINT NO	TEST RESULTS						
	IDEAL	ACTUAL CH4	ERROR CH4	ERROR CH4	ACTUAL THC	ERROR THC	ERROR THC
ZERO	0.000	0.210	0.210	-	0.200	0.200	-
1	10.000	10.050	0.050	0.50	10.050	0.050	0.50
2	20.000	20.120	0.120	0.60	20.150	0.150	0.75
3	30.000	30.110	0.110	0.37	30.050	0.050	0.17
4	40.000	40.030	0.030	0.08	40.030	0.030	0.08
AVERAGE (%)				0.39			0.37



CALIBRATED BY : *Tranthol* DATE : 25/1/16
CHECKED BY : *Tranthol* DATE : 25/1/16
NAC
SITHIPORN ASSOCIATES CO., LTD.

ผลการสอบเทียบมีความถูกต้องแม่นยำ : เจ้าหน้าที่ฝ่ายปฏิบัติการสอบเทียบ, โทร 02-868-0812 # 15,16, E-Mail : Engineer@jiranatee.com
บทที่ 63/14 (5.5/35-36) ฉบับปรับปรุง 7,771 ตารางข้อมูลแบบทดสอบฉบับใหม่ กรุณาใช้ 10000 โทร 02-8680812-13 โทรสาร 02-868-1889

CHECK LIST

CUSTOMER NAME : ALS Laboratory Group (Thailand) Co., Ltd. (บริษัท แอลเอส กรุ๊ป (ประเทศไทย) จำกัด)
EQUIPMENT NAME : THC Analyzer
MANUFACTURER : HORBA MODEL : APHA-370 SERIAL NO. : LA30GTHB

TEST VALUES				
NO.	THC Analyzer (APHA - 370)	UNIT	BEFORE	AFTER
1	Signal (CH1)	mV	4.300	42.400
2	Signal (THC)	mV	3.200	64.400
3	Deflection	Temp °C , Standard Value : Ambient Temp+(5°C±0.1°C)	46.700	50.000
		Pressure kPa , Standard Value : (Ambient/1013x100-20)±0kPa	70.000	70.100
4	Ambient	kPa current atmospheric pressure	101.000	101.100
5	Purifier	°C , Standard Value : 390 °C to 430 °C	420.400	421.200
		kPa , Normal value : 8 kPa to 25 kPa	9.800	9.800
6	NH4C	°C , Standard Value : 230 °C to 260 °C	244.800	245.100
7	DC 24 V	V , Standard Value : 24 V ± 0.5 V	23.900	23.900
8	DC 5 V	V , Standard Value : 5 V ± 0.5 V	5.000	5.000
9	Bypass (Optional)	L/min, Normal value : 0.9 L/min ± 0.3 L/min		
10	Over Flow (Optional)	L/min, Standard Value : 0.8 L/min or More		
11	CH4 Sampling Reading	PPM	3.530	2.330
12	NH4C Sampling Reading	PPM	4.280	1.150
13	THC Sampling Reading	PPM	8.810	3.480
14	Zero Gas CH4/THC	PPM	0.21/0.20	0.00/0.00
15	Span Gas	PPM	54.87/55.78	40.03/40.03
16	Gas H2	20 PSI	20	20

Remark : Reference : EX-EN 017-56 , Ambient HC Monitor APHA-370 Operation Manual Page #81
Remark : (Ambient temperature = 5°C to 40°C)

การที่ตรวจพบ
- Service Maintenance

รายละเอียดการดำเนินการ
- ทำ Calibration Zero/Span , Multispan

ผลการดำเนินการ
- ตรวจพบ เครื่องสามารถดำเนินการตรวจวัดได้ตามปกติ

CALIBRATED BY : [Signature] DATE : 95/11/61
CHECKED BY : [Signature] DATE : 25/11/61

NAC
(SITHIPORN ASSOCIATES CO., LTD.)

ข้อมูลข้อมูลทางด้านเทคนิคเพิ่มเติม : เจ้าหน้าที่ฝ่ายบริการลูกค้า , โทร 02-868-0812 # 13-16 , E-Mail : Engineer@jnotes.com
เลขที่ 63/14-15,67/35-36 ซอยนครเกษม 7/71 ถนนนครเกษม แขวงวัดท่าพระ เขตบางกอกใหญ่ กรุงเทพมหานคร 10600 โทร 02-868-0812-13 โทรสาร 02-868-1889

FB-EH-SD / R00-01-00-132

SITHIPORN ASSOCIATES CO.,LTD.
CALIBRATION LABORATORY

451-451/1 Sirinthorn Rd, Bangbunru, Bangplud Bangkok 10700 THAILAND.
Tel.0-2435-8800 Fax.0-2433-1679 e-mail:cal-center@sithiphorn.com http://www.sithiphorn.com

NSC-TSI-17025
CALIBRATION 0394

Cert. No. : ACL22237
Pages : 1 of 8

Calibration Certificate

Equipment : SOUND LEVEL METER
Manufacturer : RION
Model : NL-42/ Microphone UC-52 / Preamplifier NH-24
Serial No. : 01173611 / 172173 / 74023
ID No. : RYG_FS0390

Condition As Found : GOOD

Customer : ALS LABORATORY GROUP (THAILAND) CO., LTD.
104 PHATTHANAKAN 40, PHATTHANAKAN ROAD,
KHWAENG PHATTHANAKAN, KHET SUAN LUANG,
BANGKOK, 10250 THAILAND.

Location : -
Ambient Temperature : (23.0 ± 3) °C
Pressure : (101.3 ± 3) kPa
Relative Humidity : (50.0 ± 20) %

Received Date : 03 OCTOBER 2022
Calibration Date : 18-19 OCTOBER 2022
Date of Issue : 20 OCTOBER 2022

Calibrated by : Nathakorn Pisutpaisan

Approved by : [Signature]
(Thanakul Petchurai)

This certificate is issued in accordance with the requirements of ISO/IEC 17025 standard, may not be reproduced other than in full, except with the prior written approval of the head of Calibration Laboratory.

QF-TS12-04-04-020664

SITHIPORN ASSOCIATES CO.,LTD. CALIBRATION LABORATORY

Continuation of Calibration Certificate

Cert. No. : ACL22237
Job No. : VC65AC0088
Pages : 2 of 8

Calibration Procedure : CP-AC-01

Calibration Method :

This equipment was calibrated by based on IEC-61672-3 (2013) Standard for sound level meter (SLM).
The SLM had tests to Acoustical and Electrical signal tests of frequency weighting with Anechoic chamber and Reference Standard Instruments.

For tests results of each items were made by observation of each Instruments display and also with SLM's display.

Condition of this result of calibration :

1. Reference Standard Instruments :

Instrument	Model	Serial No.	Cert. No.	Due Date
Waveform Generator	33210A	MY48017076	EF-0007-22	04-Feb-23
Waveform Generator	33511B	MY52302742	EF-0008-22	04-Feb-23
Digital Multimeter	33461A	MY53220104	EEL-BP_04/0265	09-Feb-23
Digital Multimeter	33461A	MY53220076	EEL-BP_03/0265	09-Feb-23
Digital Multimeter	34461A	MY60024273	EEL-BP_05/0265	09-Feb-23
Programmable Attenuator	MAT-1070	62100114	EF-0009-22	07-Feb-23
Condenser Microphone	4180	2977900	AA-1013-22	24-Feb-23
Measuring Amplifier	NA-42KAI	34560495	AA-3005-22	22-Feb-23

2. This result of calibration was found accurate as shown on date and place of calibration for this calibrated item only.

3. This certificate is traceable to the international system of unit maintained at :

- 3.1 National Institute of Metrology (Thailand).
- 3.2 Thailand Institute of Scientific and Technological Research (TISTR).

SITHIPORN ASSOCIATES CO.,LTD. CALIBRATION LABORATORY

Continuation of Calibration Certificate

Cert. No. : ACL22237
Job No. : VC65AC0088
Pages : 3 of 8

Summary of Measurement Result :

Parameter	Pass	Fail	Uncertainty (dB)	Maximum-permitted uncertainty of measurement (dB)
1. Absolute sensitivity	✓	-	0.2	N/A
2. Self-generated noise	✓	-	0.2	N/A
3. Acoustical signal tests of frequency weightings				
125 Hz	✓	-	0.3	0.6
1000 Hz	✓	-	0.3	0.6
8000 Hz	✓	-	0.3	0.7
4. Electrical signal tests of frequency weightings				
For 10 Hz to 4 kHz	✓	-	0.3	0.6
For > 4 kHz to 10 kHz	✓	-	0.3	0.7
For > 10 kHz to 20 kHz	-	-	-	1.0
5. Frequency and time weightings at 1 kHz	✓	-	0.2	0.2
6. Long - term stability	✓	-	0.1	0.1
7. Level linearity on the reference level range	✓	-	0.2	0.3
8. Level linearity including the level range control	✓	-	0.2	0.3
9. Tone burst response	✓	-	0.2	0.3
10. Peak C sound level	✓	-	0.2	0.35
11. Overload indication	✓	-	0.2	0.25
12. High level stability	✓	-	0.1	0.1

QF-TS12-04-04-020664

QF-TS12-04-04-020664

Continuation of Calibration Certificate

Cert. No. : ACL22237
Job No. : VC65AC0088
Pages : 4 of 8

Result of calibration :

1. Absolute sensitivity

Reference Acoustic Signal (dB)	Measured Value (dB)	Deviation (dB)	Acceptance Limit (dB)
93.9 (93.95)	93.9	0.0	±0.3

2. Self-generated noise

2.1 Normal test

Measured Value (dB)
15.4

2.2 The microphone of the sound level meter was replaced by electrical signal input device.

Frequency Weighting	Measured value (dB)
A - weight	12.0
C - weight	18.1
Flat	23.9

3. Acoustical signal tests of frequency weightings

Meter free-field acoustic response at a level of 84 dB

Frequency (Hz)	Deviation from various frequency weighting response curve (dB)			
	Flat	C-weight	A-weight	Acceptance Limits
125	0.5	0.4	0.5	± 1.5
1000	0.0	0.0	0.0	± 1.0
8000	-0.2	-0.2	-0.1	±5.0

QF-TS12-04-04-020664

T. Reth.

Continuation of Calibration Certificate

Cert. No. : ACL22237
Job No. : VC65AC0088
Pages : 5 of 8

4. Electrical signal tests of frequency weightings

Weighting network response with relative to 1 kHz.

Frequency (Hz)	Deviation from various frequency weighting response curve (dB)			
	Flat	C-weight	A-weight	Acceptance Limits
63	-0.1	0.0	0.0	±2.0
125	0.0	0.0	0.0	±1.5
250	0.0	0.0	0.0	±1.5
500	0.0	0.1	0.0	±1.5
1000	0.0	0.0	0.0	±1.0
2000	0.0	0.1	0.0	±2.0
4000	0.0	0.0	0.0	±3.0
8000	0.0	0.1	0.1	±5.0

5. Frequency and time weightings at 1 kHz

5.1 Frequency weightings at 1 kHz

Frequency Weighting	Measured Value (dB)	Deviated Value (dB)	Acceptance Limits (dB)
A - weight	94.0	0.0	-
C - weight	94.0	0.0	± 0.2
Flat	94.0	0.0	± 0.2

5.2 Time weighting at 1 kHz

Frequency Weighting	Measured Value (dB)	Deviated Value (dB)	Acceptance Limits (dB)
Fast	94.0	0.0	-
Slow	94.0	0.0	± 0.1
Leq	94.0	0.0	± 0.1

6. Long - term stability

Frequency Weighting	SLM Display at initial (dB)	SLM Display at final (dB)	Deviated Value (dB)	Acceptance Limits (dB)
A - weight	94.0	94.0	0.0	± 0.3

QF-TS12-04-04-020664

T. Reth.

Continuation of Calibration Certificate

Cert. No. : ACL22237
Job No. : VC65AC0088
Pages : 6 of 8

7. Level linearity on the reference level range

Anticipated Value (dB)	Measured Value (dB)	Deviated Value (dB)	Acceptance Limits (dB)
137.0	137.0	0.0	± 1.1
136.0	136.0	0.0	± 1.1
135.0	135.0	0.0	± 1.1
134.0	134.0	0.0	± 1.1
133.0	133.0	0.0	± 1.1
132.0	132.0	0.0	± 1.1
131.0	131.0	0.0	± 1.1
129.0	129.0	0.0	± 1.1
124.0	124.0	0.0	± 1.1
119.0	119.0	0.0	± 1.1
114.0	114.0	0.0	± 1.1
109.0	109.0	0.0	± 1.1
104.0	104.0	0.0	± 1.1
99.0	99.0	0.0	± 1.1
94.0	94.0	0.0	± 1.1
89.0	89.0	0.0	± 1.1
84.0	84.0	0.0	± 1.1
79.0	79.0	0.0	± 1.1
74.0	74.0	0.0	± 1.1
69.0	69.0	0.0	± 1.1
64.0	64.0	0.0	± 1.1
59.0	59.0	0.0	± 1.1
54.0	54.0	0.0	± 1.1
49.0	49.0	0.0	± 1.1
44.0	44.0	0.0	± 1.1
39.0	38.9	-0.1	± 1.1
34.0	33.9	-0.1	± 1.1
30.0	29.9	-0.1	± 1.1
29.0	28.9	-0.1	± 1.1
28.0	27.9	-0.1	± 1.1
27.0	26.9	-0.1	± 1.1
26.0	25.9	-0.1	± 1.1
25.0	24.9	-0.1	± 1.1

QF-TS12-04-04-020664

T. Reth.

Continuation of Calibration Certificate

Cert. No. : ACL22237
Job No. : VC65AC0088
Pages : 7 of 8

8. Level linearity including the level range control

Range	Anticipated Value (dB)	Measured Value (dB)	Deviated Value (dB)	Acceptance Limits (dB)
Auto	94.0	94.0	0.0	±1.1

9. Tone burst response

Time Weighting	Tone burst duration, Tb (ms)	Cycle	Anticipated Value (dB)	Measured Value (dB)	Deviated Value (dB)	Acceptance Limits (dB)
Fast	0.25	1	108.0	107.9	-0.1	1.5 ; -5.0
	2	8	117.0	117.0	0.0	1.0 ; -2.5
	200	800	134.0	134.1	0.1	±1.0
Slow	2	8	108.0	108.0	0.0	1.5 ; -5.0
	200	800	127.6	127.6	0.0	±1.0
	0.25	1	99.0	98.9	-0.1	1.5 ; -5.0
SEL	2	8	108.0	108.0	0.0	1.0 ; -2.5
	200	800	128.0	128.0	0.0	±1.0

10. Peak C sound level

Number of cycle in test signal	Anticipated Value (dB)	Measured Value, L _{peak} (dB)	Deviated Value (dB)	Acceptance Limits (dB)
Continuous	133.0	133.0	0.0	-
One	136.4	135.4	-1.0	±3.0

Number of cycle in test signal	Anticipated Value (dB)	Measured Value (dB)	Deviated Value (dB)	Acceptance Limits (dB)
Continuous	133.0	133.0	0.0	-
Positive half cycle	135.4	135.2	-0.2	±2.0
Negative half cycle	135.4	135.2	-0.2	±2.0

QF-TS12-04-04-020664

T. Reth.

Continuation of Calibration Certificate

Cert. No. : ACL22237
Job No. : VC65AC0088
Pages : 8 of 8

11. Overload indication

Measured value (dB)		Deviated Value (dB)	Acceptance Limits (dB)
Positive one-half cycle	Negative one-half cycle		
89.6	89.6	0.0	±1.5

12. High level stability

Frequency Weighting	SLM Display at initial (dB)	SLM Display at final (dB)	Deviated Value (dB)	Acceptance Limits (dB)
A - weight	137.0	137.0	0.0	±0.3

The reported uncertainty is based on a standard uncertainty multiplied by coverage factor $k = 2$
or any value following calculation, providing a level of confidence of approximately 95 %

End of Calibration Certificate

QF-TS12-04-04-020664

T. Petchur

451-451/1 Sirinthorn Rd., Bangbunru, Bangplud Bangkok 10700 THAILAND.
Tel: 0-2435-8800 Fax: 0-2433-1679 e-mail: cal-center@sithiporn.com http://www.sithiporn.comCert. No. : ACL22235
Pages : 1 of 8

Calibration Certificate

Equipment : SOUND LEVEL METER
Manufacturer : RION
Model : NL-42/ Microphone UC-52 / Preamplifier NH-24
Serial No.: 01173609 / 172170 / 74021
ID No.: RYG_FS0388

Condition As Found : GOOD

Customer : ALS LABORATORY GROUP (THAILAND) CO., LTD.
104 PHATTHANAKAN 40, PHATTHANAKAN ROAD,
KHWAENG PHATTHANAKAN, KHET SUAN LUANG,
BANGKOK, 10250 THAILAND.

Location : -
Ambient Temperature : (23.0 ± 3) °C
Pressure : (101.3 ± 3) kPa
Relative Humidity : (50.0 ± 20) %

Received Date : 03 OCTOBER 2022
Calibration Date : 18-19 OCTOBER 2022
Date of Issue : 20 OCTOBER 2022



Calibrated by : Nathakorn Pisutpaisan

Approved by :

T. Petchur
(Thanakul Petchur)

This certificate is issued in accordance with the requirements of ISO/IEC 17025 standard, may not be reproduced
other than in full, except with the prior written approval of the head of Calibration Laboratory.

QF-TS12-04-04-020664

Continuation of Calibration Certificate

Cert. No. : ACL22235
Job No. : VC65AC0088
Pages : 2 of 8

Calibration Procedure : CP-AC-01

Calibration Method :

This equipment was calibrated by based on IEC-61672-3 (2013) Standard for sound level meter (SLM).
The SLM had tests to Acoustical and Electrical signal tests of frequency weighting with Anechoic chamber and Reference
Standard Instruments.

For tests results of each items were made by observation of each Instruments display and also with SLM's display.

Condition of this result of calibration :

1. Reference Standard Instruments :

Instrument	Model	Serial No.	Cert. No.	Due Date
Waveform Generator	33210A	MY48017076	EF-0007-22	04-Feb-23
Waveform Generator	33511B	MY52302742	EF-0008-22	04-Feb-23
Digital Multimeter	33461A	MY53220104	EEL_BP_04/0265	09-Feb-23
Digital Multimeter	33461A	MY53220076	EEL_BP_03/0265	09-Feb-23
Digital Multimeter	34461A	MY60024273	EEL_BP_05/0265	09-Feb-23
Programmable Attenuator	MAT-1070	62100114	EF-0009-22	07-Feb-23
Condenser Microphone	4180	2977900	AA-1013-22	24-Feb-23
Measuring Amplifier	NA-42KAI	34560495	AA-3005-22	22-Feb-23

2. This result of calibration was found accurate as shown on date and place of calibration for this calibrated item only.

3. This certificate is traceable to the international system of unit maintained at :

- 3.1 National Institute of Metrology (Thailand).
- 3.2 Thailand Institute of Scientific and Technological Research (TISTR).

QF-TS12-04-04-020664

T. Petchur

Continuation of Calibration Certificate

Cert. No. : ACL22235
Job No. : VC65AC0088
Pages : 3 of 8

Summary of Measurement Result :

Parameter	Pass	Fail	Uncertainty (dB)	Maximum-permitted uncertainty of measurement (dB)
1. Absolute sensitivity	✓	-	0.2	N/A
2. Self-generated noise	✓	-	0.2	N/A
3. Acoustical signal tests of frequency weightings				
125 Hz	✓	-	0.3	0.6
1000 Hz	✓	-	0.3	0.6
8000 Hz	✓	-	0.3	0.7
4. Electrical signal tests of frequency weightings				
For 10 Hz to 4 kHz	✓	-	0.3	0.6
For > 4 kHz to 10 kHz	✓	-	0.3	0.7
For > 10 kHz to 20 kHz	-	-	-	1.0
5. Frequency and time weightings at 1 kHz	✓	-	0.2	0.2
6. Long - term stability	✓	-	0.1	0.1
7. Level linearity on the reference level range	✓	-	0.2	0.3
8. Level linearity including the level range control	✓	-	0.2	0.3
9. Tone burst response	✓	-	0.2	0.3
10. Peak C sound level	✓	-	0.2	0.35
11. Overload indication	✓	-	0.2	0.25
12. High level stability	✓	-	0.1	0.1

QF-TS12-04-04-020664

T. Petchur

Continuation of Calibration Certificate

Cert. No. : ACL22235
Job No. : VC65AC0088
Pages : 4 of 8

Result of calibration :

1. Absolute sensitivity

Reference Acoustic Signal (dB)	Measured Value (dB)	Deviation (dB)	Acceptance Limit (dB)
93.9 (93.95)	93.9	0.0	±0.3

2. Self-generated noise

2.1 Normal test

Measured Value (dB)
15.1

2.2 The microphone of the sound level meter was replaced by electrical signal input device.

Frequency Weighting	Measured value (dB)
A - weight	12.0
C - weight	18.0
Flat	23.7

3. Acoustical signal tests of frequency weightings

Meter free-field acoustic response at a level of 84 dB

Frequency (Hz)	Deviation from various frequency weighting response curve (dB)			
	Flat	C-weight	A-weight	Acceptance Limits
125	0.2	0.2	0.3	± 1.5
1000	0.0	0.0	0.0	± 1.0
8000	-0.6	-0.5	-0.5	±5.0

QF-TS12-04-04-020664

T. Reth.

Continuation of Calibration Certificate

Cert. No. : ACL22235
Job No. : VC65AC0088
Pages : 5 of 8

4. Electrical signal tests of frequency weightings

Weighting network response with relative to 1 kHz.

Frequency (Hz)	Deviation from various frequency weighting response curve (dB)			
	Flat	C-weight	A-weight	Acceptance Limits
63	-0.1	-0.1	-0.1	±2.0
125	0.0	0.0	0.0	±1.5
250	0.0	0.0	0.0	±1.5
500	0.0	0.0	0.0	±1.5
1000	0.0	0.0	0.0	±1.0
2000	0.0	0.0	0.0	±2.0
4000	0.0	0.0	0.0	±3.0
8000	0.0	0.1	0.1	±5.0

5. Frequency and time weightings at 1 kHz

5.1 Frequency weightings at 1 kHz

Frequency Weighting	Measured Value (dB)	Deviated Value (dB)	Acceptance Limits (dB)
A - weight	94.0	0.0	-
C - weight	94.0	0.0	± 0.2
Flat	94.0	0.0	± 0.2

5.2 Time weighting at 1 kHz

Frequency Weighting	Measured Value (dB)	Deviated Value (dB)	Acceptance Limits (dB)
Fast	94.0	0.0	-
Slow	94.0	0.0	± 0.1
Leq	94.0	0.0	± 0.1

6. Long - term stability

Frequency Weighting	SLM Display at initial (dB)	SLM Display at final (dB)	Deviated Value (dB)	Acceptance Limits (dB)
A - weight	94.0	94.0	0.0	± 0.3

QF-TS12-04-04-020664

T. Reth.

Continuation of Calibration Certificate

Cert. No. : ACL22235
Job No. : VC65AC0088
Pages : 6 of 8

7. Level linearity on the reference level range

Anticipated Value (dB)	Measured Value (dB)	Deviated Value (dB)	Acceptance Limits (dB)
137.0	137.0	0.0	± 1.1
136.0	136.0	0.0	± 1.1
135.0	135.0	0.0	± 1.1
134.0	134.0	0.0	± 1.1
133.0	133.0	0.0	± 1.1
132.0	132.0	0.0	± 1.1
131.0	131.0	0.0	± 1.1
129.0	129.0	0.0	± 1.1
124.0	124.0	0.0	± 1.1
119.0	119.0	0.0	± 1.1
114.0	114.0	0.0	± 1.1
109.0	109.0	0.0	± 1.1
104.0	104.0	0.0	± 1.1
99.0	99.0	0.0	± 1.1
94.0	94.0	0.0	± 1.1
89.0	89.0	0.0	± 1.1
84.0	84.0	0.0	± 1.1
79.0	79.0	0.0	± 1.1
74.0	74.0	0.0	± 1.1
69.0	69.0	0.0	± 1.1
64.0	64.0	0.0	± 1.1
59.0	59.0	0.0	± 1.1
54.0	53.9	-0.1	± 1.1
49.0	49.0	0.0	± 1.1
44.0	44.0	0.0	± 1.1
39.0	38.9	-0.1	± 1.1
34.0	33.9	-0.1	± 1.1
30.0	29.9	-0.1	± 1.1
29.0	28.9	-0.1	± 1.1
28.0	27.9	-0.1	± 1.1
27.0	26.8	-0.2	± 1.1
26.0	25.8	-0.2	± 1.1
25.0	24.8	-0.2	± 1.1

QF-TS12-04-04-020664

T. Reth.

Continuation of Calibration Certificate

Cert. No. : ACL22235
Job No. : VC65AC0088
Pages : 7 of 8

8. Level linearity including the level range control

Range	Anticipated Value (dB)	Measured Value (dB)	Deviated Value (dB)	Acceptance Limits (dB)
Auto	94.0	94.0	0.0	±1.1

9. Tone burst response

Time Weighting	Tone burst duration, Tb (ms)	Cycle	Anticipated Value (dB)	Measured Value (dB)	Deviated Value (dB)	Acceptance Limits (dB)
Fast	0.25	1	108.0	107.9	-0.1	1.5 ; -5.0
	2	8	117.0	117.0	0.0	1.0 ; -2.5
	200	800	134.0	134.0	0.0	±1.0
Slow	2	8	108.0	108.0	0.0	1.5 ; -5.0
	200	800	127.6	127.6	0.0	±1.0
SEL	0.25	1	99.0	98.9	-0.1	1.5 ; -5.0
	2	8	108.0	108.0	0.0	1.0 ; -2.5
	200	800	128.0	128.0	0.0	±1.0

10. Peak C sound level

Number of cycle in test signal	Anticipated Value (dB)	Measured Value, L _{peak} (dB)	Deviated Value (dB)	Acceptance Limits (dB)
Continuous	133.0	133.0	0.0	-
One	136.4	135.6	-0.8	±3.0

Number of cycle in test signal	Anticipated Value (dB)	Measured Value (dB)	Deviated Value (dB)	Acceptance Limits (dB)
Continuous	133.0	133.0	0.0	-
Positive half cycle	135.4	135.2	-0.2	±2.0
Negative half cycle	135.4	135.2	-0.2	±2.0

QF-TS12-04-04-020664

T. Reth.

Continuation of Calibration Certificate

Cert. No. : ACL22235
Job No. : VC65AC0088
Pages : 8 of 8

11. Overload indication

Measured value (dB)		Deviated Value (dB)	Acceptance Limits (dB)
Positive one-half cycle	Negative one-half cycle		
89.5	89.5	0.0	±1.5

12. High level stability

Frequency Weighting	SLM Display at initial (dB)	SLM Display at final (dB)	Deviated Value (dB)	Acceptance Limits (dB)
A - weight	137.0	137.0	0.0	±0.3

The reported uncertainty is based on a standard uncertainty multiplied by coverage factor $k = 2$ or any value following calculation, providing a level of confidence of approximately 95 %

End of Calibration Certificate

QF-TS12-04-04-020664

451-451/1 Sirinthorn Rd, Bangbunru, Bangplud Bangkok 10700 THAILAND.
Tel:0-2435-8800 Fax:0-2433-1679 e-mail:cal-center@sithiporn.com http://www.sithiporn.comCert. No. : ACL22181
Pages : 1 of 8

Calibration Certificate

Equipment : SOUND LEVEL METER
Manufacturer : RION
Model : NL-42/ Microphone UC-52 / Preamplifier NH-24
Serial No.: 00873057 / 171591 / 73333
ID No.: RYG_FS0381

Condition As Found : GOOD

Customer : ALS LABORATORY GROUP (THAILAND) CO., LTD.
104 PHATTHANAKAN 40, PHATTHANAKAN ROAD,
KHWAENG PHATTHANAKAN, KHET SUAN LUANG,
BANGKOK, 10250 THAILAND.

Location : -
Ambient Temperature : (23.0 ± 3) °C
Pressure : (101.3 ± 3) kPa
Relative Humidity : (50.0 ± 20) %

Received Date : 22 AUGUST 2022
Calibration Date : 26-31 AUGUST 2022
Date of Issue : 02 SEPTEMBER 2022



Calibrated by : Nathakorn Pisutpaisan

Approved by :

T. Petchurai
(Thanakul Petchurai)

This certificate is issued in accordance with the requirements of ISO/IEC 17025 standard, may not be reproduced other than in full, except with the prior written approval of the head of Calibration Laboratory.

QF-TS12-04-04-020664

Continuation of Calibration Certificate

Cert. No. : ACL22181
Job No. : VC65AC0077
Pages : 2 of 8

Calibration Procedure : CP-AC-01

Calibration Method :

This equipment was calibrated by based on IEC-61672-3 (2013) Standard for sound level meter (SLM).
The SLM had tests to Acoustical and Electrical signal tests of frequency weighting with Anechoic chamber and Reference Standard Instruments.

For tests results of each items were made by observation of each Instruments display and also with SLM's display.

Condition of this result of calibration :

1. Reference Standard Instruments :

Instrument	Model	Serial No.	Cert. No.	Due Date
Waveform Generator	33210A	MY48017076	EF-0007-22	04-Feb-23
Waveform Generator	33511B	MY52302742	EF-0008-22	04-Feb-23
Digital Multimeter	33461A	MY53220104	EEL_BP_04/0265	09-Feb-23
Digital Multimeter	33461A	MY53220076	EEL_BP_03/0265	09-Feb-23
Digital Multimeter	34461A	MY60024273	EEL_BP_05/0265	09-Feb-23
Programmable Attenuator	MAT-1070	62100114	EF-0009-22	07-Feb-23
Condenser Microphone	4180	2977900	AA-1013-22	24-Feb-23
Measuring Amplifier	NA-42KAI	34560495	AA-3005-22	22-Feb-23

2. This result of calibration was found accurate as shown on date and place of calibration for this calibrated item only.

3. This certificate is traceable to the international system of unit maintained at :

3.1 National Institute of Metrology (Thailand).

3.2 Thailand Institute of Scientific and Technological Research (TISTR).

QF-TS12-04-04-020664

Continuation of Calibration Certificate

Cert. No. : ACL22181
Job No. : VC65AC0077
Pages : 3 of 8

Summary of Measurement Result :

Parameter	Pass	Fail	Uncertainty (dB)	Maximum-permitted uncertainty of measurement (dB)
1. Absolute sensitivity	✓	-	0.2	N/A
2. Self-generated noise	✓	-	0.2	N/A
3. Acoustical signal tests of frequency weightings				
125 Hz	✓	-	0.3	0.6
1000 Hz	✓	-	0.3	0.6
8000 Hz	✓	-	0.4	0.7
4. Electrical signal tests of frequency weightings				
For 10 Hz to 4 kHz	✓	-	0.3	0.6
For > 4 kHz to 10 kHz	✓	-	0.3	0.7
For > 10 kHz to 20 kHz	-	-	-	1.0
5. Frequency and time weightings at 1 kHz	✓	-	0.2	0.2
6. Long - term stability	✓	-	0.1	0.1
7. Level linearity on the reference level range	✓	-	0.2	0.3
8. Level linearity including the level range control	✓	-	0.2	0.3
9. Tone burst response	✓	-	0.2	0.3
10. Peak C sound level	✓	-	0.2	0.35
11. Overload indication	✓	-	0.2	0.25
12. High level stability	✓	-	0.1	0.1

QF-TS12-04-04-020664

Continuation of Calibration Certificate

Cert. No. : ACL22181
Job No. : VC65AC0077
Pages : 4 of 8

Result of calibration :

1. Absolute sensitivity

Reference Acoustic Signal (dB)	Measured Value (dB)	Deviation (dB)	Acceptance Limit (dB)
93.9 (93.95)	93.9	0.0	±0.3

2. Self-generated noise

2.1 Normal test

Measured Value (dB)
15.4

2.2 The microphone of the sound level meter was replaced by electrical signal input device.

Frequency Weighting	Measured value (dB)
A - weight	12.0
C - weight	18.3
Flat	24.0

3. Acoustical signal tests of frequency weightings

Meter free-field acoustic response at a level of 84 dB

Frequency (Hz)	Deviation from various frequency weighting response curve (dB)			
	Flat	C-weight	A-weight	Acceptance Limits
125	0.2	0.2	0.2	± 1.5
1000	0.0	0.0	0.0	± 1.0
8000	0.2	0.2	0.2	±5.0

QF-TS12-04-04-020664

T. Retch.

Continuation of Calibration Certificate

Cert. No. : ACL22181
Job No. : VC65AC0077
Pages : 5 of 8

4. Electrical signal tests of frequency weightings

Weighting network response with relative to 1 kHz.

Frequency (Hz)	Deviation from various frequency weighting response curve (dB)			
	Flat	C-weight	A-weight	Acceptance Limits
63	-0.1	-0.1	-0.1	±2.0
125	-0.1	0.0	-0.1	±1.5
250	0.0	0.0	-0.1	±1.5
500	0.0	0.0	-0.1	±1.5
1000	0.0	0.0	0.0	±1.0
2000	0.0	0.0	0.0	±2.0
4000	0.0	0.0	0.0	±3.0
8000	0.0	0.0	0.0	±5.0

5. Frequency and time weightings at 1 kHz

5.1 Frequency weightings at 1 kHz

Frequency Weighting	Measured Value (dB)	Deviated Value (dB)	Acceptance Limits (dB)
A - weight	94.0	0.0	-
C - weight	94.0	0.0	± 0.2
Flat	94.0	0.0	± 0.2

5.2 Time weighting at 1 kHz

Frequency Weighting	Measured Value (dB)	Deviated Value (dB)	Acceptance Limits (dB)
Fast	94.0	0.0	-
Slow	94.0	0.0	± 0.1
Leq	94.0	0.0	± 0.1

6. Long - term stability

Frequency Weighting	SLM Display at initial (dB)	SLM Display at final (dB)	Deviated Value (dB)	Acceptance Limits (dB)
A - weight	94.0	94.0	0.0	± 0.3

QF-TS12-04-04-020664

T. Retch.

Continuation of Calibration Certificate

Cert. No. : ACL22181
Job No. : VC65AC0077
Pages : 6 of 8

7. Level linearity on the reference level range

Anticipated Value (dB)	Measured Value (dB)	Deviated Value (dB)	Acceptance Limits (dB)
137.0	137.1	0.1	± 1.1
136.0	136.1	0.1	± 1.1
135.0	135.1	0.1	± 1.1
134.0	134.1	0.1	± 1.1
133.0	133.0	0.0	± 1.1
132.0	132.0	0.0	± 1.1
131.0	131.0	0.0	± 1.1
129.0	129.1	0.1	± 1.1
124.0	124.1	0.1	± 1.1
119.0	119.1	0.1	± 1.1
114.0	114.1	0.1	± 1.1
109.0	109.1	0.1	± 1.1
104.0	104.1	0.1	± 1.1
99.0	99.0	0.0	± 1.1
94.0	94.0	0.0	± 1.1
89.0	89.0	0.0	± 1.1
84.0	84.0	0.0	± 1.1
79.0	79.0	0.0	± 1.1
74.0	74.0	0.0	± 1.1
69.0	69.0	0.0	± 1.1
64.0	64.0	0.0	± 1.1
59.0	59.0	0.0	± 1.1
54.0	54.0	0.0	± 1.1
49.0	49.0	0.0	± 1.1
44.0	44.0	0.0	± 1.1
39.0	39.0	0.0	± 1.1
34.0	34.0	0.0	± 1.1
30.0	29.9	-0.1	± 1.1
29.0	28.9	-0.1	± 1.1
28.0	28.0	0.0	± 1.1
27.0	26.9	-0.1	± 1.1
26.0	25.9	-0.1	± 1.1
25.0	25.0	0.0	± 1.1

QF-TS12-04-04-020664

T. Retch.

Continuation of Calibration Certificate

Cert. No. : ACL22181
Job No. : VC65AC0077
Pages : 7 of 8

8. Level linearity including the level range control

Range	Anticipated Value (dB)	Measured Value (dB)	Deviated Value (dB)	Acceptance Limits (dB)
Auto	94.0	94.0	0.0	±1.1

9. Tone burst response

Time Weighting	Tone burst duration, Tb (ms)	Cycle	Anticipated Value (dB)	Measured Value (dB)	Deviated Value (dB)	Acceptance Limits (dB)
Fast	0.25	1	108.0	107.9	-0.1	1.5 ; -5.0
	2	8	117.0	117.0	0.0	1.0 ; -2.5
	200	800	134.0	134.0	0.0	±1.0
Slow	2	8	108.0	108.0	0.0	1.5 ; -5.0
	200	800	127.6	127.6	0.0	±1.0
SEL	0.25	1	99.0	98.9	-0.1	1.5 ; -5.0
	2	8	108.0	108.0	0.0	1.0 ; -2.5
	200	800	128.0	128.0	0.0	±1.0

10. Peak C sound level

Number of cycle in test signal	Anticipated Value (dB)	Measured Value, Lcpeak (dB)	Deviated Value (dB)	Acceptance Limits (dB)
Continuous	133.0	133.0	0.0	-
One	136.4	136.1	-0.3	±3.0

Number of cycle in test signal	Anticipated Value (dB)	Measured Value (dB)	Deviated Value (dB)	Acceptance Limits (dB)
Continuous	133.0	133.0	0.0	-
Positive half cycle	135.4	135.1	-0.3	±2.0
Negative half cycle	135.4	135.1	-0.3	±2.0

QF-TS12-04-04-020664

T. Retch.

Continuation of Calibration Certificate

Cert. No. : ACL22181
Job No. : VC65AC0077
Pages : 8 of 8

11. Overload indication

Measured value (dB)		Deviated Value (dB)	Acceptance Limits (dB)
Positive one-half cycle	Negative one-half cycle		
89.5	89.6	0.1	±1.5

12. High level stability

Frequency Weighting	SLM Display at initial (dB)	SLM Display at final (dB)	Deviated Value (dB)	Acceptance Limits (dB)
A - weight	137.0	137.0	0.0	±0.3

The reported uncertainty is based on a standard uncertainty multiplied by coverage factor $k = 2$ or any value following calculation, providing a level of confidence of approximately 95 %

End of Calibration Certificate

QF-TS12-04-04-020664

T. Petchurai



451-451/1 Sirinthorn Rd, Bangbunru, Bangplud Bangkok 10700 THAILAND.
Tel:0-2435-8800 Fax:0-2433-1679 e-mail:cal-center@sithiporn.com http://www.sithiporn.com

Cert. No. : ACL22234
Pages : 1 of 8

Calibration Certificate

Equipment : SOUND LEVEL METER
Manufacturer : RION
Model : NL-42/ Microphone UC-52 / Preamplifier NH-24
Serial No.: 01073608 / 172153 / 85748
ID No.: RYG_FS0387

Condition As Found : GOOD

Customer : ALS LABORATORY GROUP (THAILAND) CO., LTD.
104 PHATTHANAKAN 40, PHATTHANAKAN ROAD,
KHWAENG PHATTHANAKAN, KHET SUAN LUANG,
BANGKOK, 10250 THAILAND.

Location : -
Ambient Temperature : (23.0 ± 3) °C
Pressure : (101.3 ± 3) kPa
Relative Humidity : (50.0 ± 20) %

Received Date : 03 OCTOBER 2022
Calibration Date : 18-19 OCTOBER 2022
Date of Issue : 20 OCTOBER 2022

REVIEW BY: *Nathakorn P.*
APPROVED BY: *Nathakorn P.*
NEXT CAL. DATE: 19/10/23

Calibrated by : Nathakorn Pisutpaisan

Approved by : *T. Petchurai*
(Thanakul Petchurai)

This certificate is issued in accordance with the requirements of ISO/IEC 17025 standard, may not be reproduced other than in full, except with the prior written approval of the head of Calibration Laboratory.

QF-TS12-04-04-020664

Continuation of Calibration Certificate

Cert. No. : ACL22234
Job No. : VC65AC0088
Pages : 2 of 8

Calibration Procedure : CP-AC-01

Calibration Method :

This equipment was calibrated by based on IEC-61672-3 (2013) Standard for sound level meter (SLM).
The SLM had tests to Acoustical and Electrical signal tests of frequency weighting with Anechoic chamber and Reference Standard Instruments.
For tests results of each items were made by observation of each Instruments display and also with SLM's display.

Condition of this result of calibration :

1. Reference Standard Instruments :

Instrument	Model	Serial No.	Cert. No.	Due Date
Waveform Generator	33210A	MY48017076	EF-0007-22	04-Feb-23
Waveform Generator	33511B	MY52302742	EF-0008-22	04-Feb-23
Digital Multimeter	33461A	MY53220104	EEL_BP_04/0265	09-Feb-23
Digital Multimeter	33461A	MY53220076	EEL_BP_03/0265	09-Feb-23
Digital Multimeter	34461A	MY60024273	EEL_BP_05/0265	09-Feb-23
Programmable Attenuator	MAT-1070	62100114	EF-0009-22	07-Feb-23
Condenser Microphone	4180	2977900	AA-1013-22	24-Feb-23
Measuring Amplifier	NA-42KAI	34560495	AA-3005-22	22-Feb-23

2. This result of calibration was found accurate as shown on date and place of calibration for this calibrated item only.

3. This certificate is traceable to the international system of unit maintained at :

- 3.1 National Institute of Metrology (Thailand).
- 3.2 Thailand Institute of Scientific and Technological Research (TISTR).

Continuation of Calibration Certificate

Cert. No. : ACL22234
Job No. : VC65AC0088
Pages : 3 of 8

Summary of Measurement Result :

Parameter	Pass	Fail	Uncertainty (dB)	Maximum-permitted uncertainty of measurement (dB)
1. Absolute sensitivity	✓	-	0.2	N/A
2. Self-generated noise	✓	-	0.2	N/A
3. Acoustical signal tests of frequency weightings				
125 Hz	✓	-	0.3	0.6
1000 Hz	✓	-	0.3	0.6
8000 Hz	✓	-	0.3	0.7
4. Electrical signal tests of frequency weightings				
For 10 Hz to 4 kHz	✓	-	0.3	0.6
For > 4 kHz to 10 kHz	✓	-	0.3	0.7
For > 10 kHz to 20 kHz	-	-	-	1.0
5. Frequency and time weightings at 1 kHz	✓	-	0.2	0.2
6. Long - term stability	✓	-	0.1	0.1
7. Level linearity on the reference level range	✓	-	0.2	0.3
8. Level linearity including the level range control	✓	-	0.2	0.3
9. Tone burst response	✓	-	0.2	0.3
10. Peak C sound level	✓	-	0.2	0.35
11. Overload indication	✓	-	0.2	0.25
12. High level stability	✓	-	0.1	0.1

QF-TS12-04-04-020664

T. Petchurai

QF-TS12-04-04-020664

T. Petchurai

Continuation of Calibration Certificate

Cert. No. : ACL22234
Job No. : VC65AC0088
Pages : 4 of 8

Result of calibration :

1. Absolute sensitivity

Reference Acoustic Signal (dB)	Measured Value (dB)	Deviation (dB)	Acceptance Limit (dB)
93.9 (93.95)	93.9	0.0	±0.3

2. Self-generated noise

2.1 Normal test

Measured Value (dB)
15.4

2.2 The microphone of the sound level meter was replaced by electrical signal input device.

Frequency Weighting	Measured value (dB)
A - weight	12.0
C - weight	18.1
Flat	23.8

3. Acoustical signal tests of frequency weightings

Meter free-field acoustic response at a level of 84 dB

Frequency (Hz)	Deviation from various frequency weighting response curve (dB)			
	Flat	C-weight	A-weight	Acceptance Limits
125	0.4	0.3	0.4	± 1.5
1000	0.0	0.0	0.0	± 1.0
8000	-1.0	-0.9	-0.9	±5.0

QF-TS12-04-04-020664

7. Petch

Continuation of Calibration Certificate

Cert. No. : ACL22234
Job No. : VC65AC0088
Pages : 5 of 8

4. Electrical signal tests of frequency weightings

Weighting network response with relative to 1 kHz.

Frequency (Hz)	Deviation from various frequency weighting response curve (dB)			
	Flat	C-weight	A-weight	Acceptance Limits
63	-0.1	-0.1	-0.1	±2.0
125	-0.1	0.0	-0.1	±1.5
250	0.0	0.0	-0.1	±1.5
500	0.0	0.0	-0.1	±1.5
1000	0.0	0.0	0.0	±1.0
2000	0.0	0.0	0.0	±2.0
4000	0.0	0.0	0.0	±3.0
8000	0.0	0.1	0.1	±5.0

5. Frequency and time weightings at 1 kHz

5.1 Frequency weightings at 1 kHz

Frequency Weighting	Measured Value (dB)	Deviated Value (dB)	Acceptance Limits (dB)
A - weight	94.0	0.0	-
C - weight	94.0	0.0	± 0.2
Flat	94.0	0.0	± 0.2

5.2 Time weighting at 1 kHz

Frequency Weighting	Measured Value (dB)	Deviated Value (dB)	Acceptance Limits (dB)
Fast	94.0	0.0	-
Slow	94.0	0.0	± 0.1
Leq	94.0	0.0	± 0.1

6. Long - term stability

Frequency Weighting	SLM Display at initial (dB)	SLM Display at final (dB)	Deviated Value (dB)	Acceptance Limits (dB)
A - weight	94.0	94.0	0.0	± 0.3

QF-TS12-04-04-020664

7. Petch

Continuation of Calibration Certificate

Cert. No. : ACL22234
Job No. : VC65AC0088
Pages : 6 of 8

7. Level linearity on the reference level range

Anticipated Value (dB)	Measured Value (dB)	Deviated Value (dB)	Acceptance Limits (dB)
137.0	137.0	0.0	± 1.1
136.0	136.0	0.0	± 1.1
135.0	135.0	0.0	± 1.1
134.0	134.0	0.0	± 1.1
133.0	133.0	0.0	± 1.1
132.0	132.0	0.0	± 1.1
131.0	131.0	0.0	± 1.1
129.0	129.0	0.0	± 1.1
124.0	124.0	0.0	± 1.1
119.0	119.0	0.0	± 1.1
114.0	114.0	0.0	± 1.1
109.0	109.0	0.0	± 1.1
104.0	104.0	0.0	± 1.1
99.0	99.0	0.0	± 1.1
94.0	94.0	0.0	± 1.1
89.0	89.0	0.0	± 1.1
84.0	84.1	0.1	± 1.1
79.0	79.0	0.0	± 1.1
74.0	74.1	0.1	± 1.1
69.0	69.0	0.0	± 1.1
64.0	64.0	0.0	± 1.1
59.0	59.1	0.1	± 1.1
54.0	54.0	0.0	± 1.1
49.0	49.0	0.0	± 1.1
44.0	44.0	0.0	± 1.1
39.0	39.0	0.0	± 1.1
34.0	34.0	0.0	± 1.1
30.0	29.9	-0.1	± 1.1
29.0	28.9	-0.1	± 1.1
28.0	27.9	-0.1	± 1.1
27.0	26.9	-0.1	± 1.1
26.0	25.9	-0.1	± 1.1
25.0	24.8	-0.2	± 1.1

QF-TS12-04-04-020664

7. Petch

Continuation of Calibration Certificate

Cert. No. : ACL22234
Job No. : VC65AC0088
Pages : 7 of 8

8. Level linearity including the level range control

Range	Anticipated Value (dB)	Measured Value (dB)	Deviated Value (dB)	Acceptance Limits (dB)
Auto	94.0	94.0	0.0	±1.1

9. Tone burst response

Time Weighting	Tone burst duration, Tb (ms)	Cycle	Anticipated Value (dB)	Measured Value (dB)	Deviated Value (dB)	Acceptance Limits (dB)
Fast	0.25	1	108.0	107.9	-0.1	1.5 ; -5.0
	2	8	117.0	117.0	0.0	1.0 ; -2.5
	200	800	134.0	134.0	0.0	±1.0
Slow	2	8	108.0	108.0	0.0	1.5 ; -5.0
	200	800	127.6	127.6	0.0	±1.0
	0.25	1	99.0	98.9	-0.1	1.5 ; -5.0
SEL	2	8	108.0	108.0	0.0	1.0 ; -2.5
	200	800	128.0	128.1	0.1	±1.0

10. Peak C sound level

Number of cycle in test signal	Anticipated Value (dB)	Measured Value, L _{peak} (dB)	Deviated Value (dB)	Acceptance Limits (dB)
Continuous	133.0	133.0	0.0	-
One	136.4	136.2	-0.2	±3.0

Number of cycle in test signal	Anticipated Value (dB)	Measured Value (dB)	Deviated Value (dB)	Acceptance Limits (dB)
Continuous	133.0	133.0	0.0	-
Positive half cycle	135.4	135.1	-0.3	±2.0
Negative half cycle	135.4	135.1	-0.3	±2.0

QF-TS12-04-04-020664

7. Petch

Continuation of Calibration Certificate

Cert. No. : ACL22234
Job No. : VC65AC0088
Pages : 8 of 8

11. Overload indication

Measured value (dB)		Deviated Value (dB)	Acceptance Limits (dB)
Positive one-half cycle	Negative one-half cycle		
119.6	89.7	-29.9	±1.5

12. High level stability

Frequency Weighting	SLM Display at initial (dB)	SLM Display at final (dB)	Deviated Value (dB)	Acceptance Limits (dB)
A - weight	137.0	137.0	0.0	±0.3

The reported uncertainty is based on a standard uncertainty multiplied by coverage factor $k = 2$ or any value following calculation, providing a level of confidence of approximately 95 %

End of Calibration Certificate

QF-TS12-04-04-020664

T. Petchur

451-451/1 Sirinthon Rd, Bangbunru, Bangplud Bangkok 10700 THAILAND.
Tel:0-2435-8800 Fax:0-2433-1679 e-mail:cal-center@sithiphom.com http://www.sithiphom.comCert. No. : ACL22236
Pages : 1 of 8

Calibration Certificate

Equipment : SOUND LEVEL METER
Manufacturer : RION
Model : NL-42/ Microphone UC-52 / Preamplifier NH-24
Serial No.: 01173610 / 143485 / 22619
ID No.: RYG_FS0389

Condition As Found : GOOD

Customer : ALS LABORATORY GROUP (THAILAND) CO., LTD.
104 PHATTHANAKAN 40, PHATTHANAKAN ROAD,
KHWAENG PHATTHANAKAN, KHET SUAN LUANG,
BANGKOK, 10250 THAILAND.

Location : -
Ambient Temperature : (23.0 ± 3) °C
Pressure : (101.3 ± 3) kPa
Relative Humidity : (50.0 ± 20) %

Received Date : 03 OCTOBER 2022
Calibration Date : 18-19 OCTOBER 2022
Date of Issue : 20 OCTOBER 2022



Calibrated by : Nathakorn Pisutpaisan

Approved by :

T. Petchur
(Thanakul Petchurai)

This certificate is issued in accordance with the requirements of ISO/IEC 17025 standard, may not be reproduced other than in full, except with the prior written approval of the head of Calibration Laboratory.

QF-TS12-04-04-020664

Continuation of Calibration Certificate

Cert. No. : ACL22236
Job No. : VC65AC0088
Pages : 2 of 8

Calibration Procedure : CP-AC-01

Calibration Method :

This equipment was calibrated by based on IEC-61672-3 (2013) Standard for sound level meter (SLM).
The SLM had tests to Acoustical and Electrical signal tests of frequency weighting with Anechoic chamber and Reference Standard Instruments.

For tests results of each items were made by observation of each Instruments display and also with SLM's display.

Condition of this result of calibration :

1. Reference Standard Instruments :

Instrument	Model	Serial No.	Cert. No.	Due Date
Waveform Generator	33210A	MY48017076	EF-0007-22	04-Feb-23
Waveform Generator	33511B	MY52302742	EF-0008-22	04-Feb-23
Digital Multimeter	33461A	MY53220104	EEL_BP_04/0265	09-Feb-23
Digital Multimeter	33461A	MY53220076	EEL_BP_03/0265	09-Feb-23
Digital Multimeter	34461A	MY60024273	EEL_BP_05/0265	09-Feb-23
Programmable Attenuator	MAT-1070	62100114	EF-0009-22	07-Feb-23
Condenser Microphone	4180	2977900	AA-1013-22	24-Feb-23
Measuring Amplifier	NA-42KAI	34560495	AA-3005-22	22-Feb-23

2. This result of calibration was found accurate as shown on date and place of calibration for this calibrated item only.

3. This certificate is traceable to the international system of unit maintained at :

- 3.1 National Institute of Metrology (Thailand).
3.2 Thailand Institute of Scientific and Technological Research (TISTR).

QF-TS12-04-04-020664

T. Petchur

Continuation of Calibration Certificate

Cert. No. : ACL22236
Job No. : VC65AC0088
Pages : 3 of 8

Summary of Measurement Result :

Parameter	Pass	Fail	Uncertainty (dB)	Maximum-permitted uncertainty of measurement (dB)
1. Absolute sensitivity	✓	-	0.2	N/A
2. Self-generated noise	✓	-	0.2	N/A
3. Acoustical signal tests of frequency weightings				
125 Hz	✓	-	0.3	0.6
1000 Hz	✓	-	0.3	0.6
8000 Hz	✓	-	0.3	0.7
4. Electrical signal tests of frequency weightings				
For 10 Hz to 4 kHz	✓	-	0.3	0.6
For > 4 kHz to 10 kHz	✓	-	0.3	0.7
For > 10 kHz to 20 kHz	-	-	-	1.0
5. Frequency and time weightings at 1 kHz	✓	-	0.2	0.2
6. Long - term stability	✓	-	0.1	0.1
7. Level linearity on the reference level range	✓	-	0.2	0.3
8. Level linearity including the level range control	✓	-	0.2	0.3
9. Tone burst response	✓	-	0.2	0.3
10. Peak C sound level	✓	-	0.2	0.35
11. Overload indication	✓	-	0.2	0.25
12. High level stability	✓	-	0.1	0.1

QF-TS12-04-04-020664

T. Petchur

Continuation of Calibration Certificate

Cert. No. : ACL22236
Job No. : VC65AC0088
Pages : 4 of 8

Result of calibration :

1. Absolute sensitivity

Reference Acoustic Signal (dB)	Measured Value (dB)	Deviation (dB)	Acceptance Limit (dB)
93.9 (93.95)	93.9	0.0	±0.3

2. Self-generated noise

2.1 Normal test

Measured Value (dB)
18.0

2.2 The microphone of the sound level meter was replaced by electrical signal input device.

Frequency Weighting	Measured value (dB)
A - weight	15.1
C - weight	21.2
Flat	27.0

3. Acoustical signal tests of frequency weightings

Meter free-field acoustic response at a level of 84 dB

Frequency (Hz)	Deviation from various frequency weighting response curve (dB)			Acceptance Limits
	Flat	C-weight	A-weight	
125	0.0	0.1	0.1	± 1.5
1000	0.0	0.0	0.0	± 1.0
8000	0.4	0.5	0.5	±5.0

QF-TS12-04-04-020664

T. Reth.

Continuation of Calibration Certificate

Cert. No. : ACL22236
Job No. : VC65AC0088
Pages : 5 of 8

4. Electrical signal tests of frequency weightings

Weighting network response with relative to 1 kHz.

Frequency (Hz)	Deviation from various frequency weighting response curve (dB)			Acceptance Limits
	Flat	C-weight	A-weight	
63	0.0	0.0	0.0	±2.0
125	0.0	0.1	0.0	±1.5
250	0.0	0.0	0.0	±1.5
500	0.0	0.1	0.0	±1.5
1000	0.0	0.0	0.0	±1.0
2000	0.0	0.1	0.0	±2.0
4000	0.0	0.0	0.0	±3.0
8000	0.0	0.1	0.1	±5.0

5. Frequency and time weightings at 1 kHz

5.1 Frequency weightings at 1 kHz

Frequency Weighting	Measured Value (dB)	Deviated Value (dB)	Acceptance Limits (dB)
A - weight	94.0	0.0	-
C - weight	94.0	0.0	± 0.2
Flat	94.0	0.0	± 0.2

5.2 Time weighting at 1 kHz

Frequency Weighting	Measured Value (dB)	Deviated Value (dB)	Acceptance Limits (dB)
Fast	94.0	0.0	-
Slow	94.0	0.0	± 0.1
Leq	94.0	0.0	± 0.1

6. Long - term stability

Frequency Weighting	SLM Display at initial (dB)	SLM Display at final (dB)	Deviated Value (dB)	Acceptance Limits (dB)
A - weight	94.0	94.0	0.0	± 0.3

QF-TS12-04-04-020664

T. Reth.

Continuation of Calibration Certificate

Cert. No. : ACL22236
Job No. : VC65AC0088
Pages : 6 of 8

7. Level linearity on the reference level range

Anticipated Value (dB)	Measured Value (dB)	Deviated Value (dB)	Acceptance Limits (dB)
137.0	137.0	0.0	± 1.1
136.0	136.0	0.0	± 1.1
135.0	135.0	0.0	± 1.1
134.0	134.0	0.0	± 1.1
133.0	133.0	0.0	± 1.1
132.0	132.0	0.0	± 1.1
131.0	131.0	0.0	± 1.1
129.0	129.0	0.0	± 1.1
124.0	124.0	0.0	± 1.1
119.0	119.0	0.0	± 1.1
114.0	114.0	0.0	± 1.1
109.0	109.0	0.0	± 1.1
104.0	104.0	0.0	± 1.1
99.0	99.0	0.0	± 1.1
94.0	94.0	0.0	± 1.1
89.0	89.0	0.0	± 1.1
84.0	84.0	0.0	± 1.1
79.0	79.0	0.0	± 1.1
74.0	74.0	0.0	± 1.1
69.0	69.0	0.0	± 1.1
64.0	64.0	0.0	± 1.1
59.0	59.0	0.0	± 1.1
54.0	54.0	0.0	± 1.1
49.0	49.0	0.0	± 1.1
44.0	44.0	0.0	± 1.1
39.0	38.9	-0.1	± 1.1
34.0	33.9	-0.1	± 1.1
30.0	29.9	-0.1	± 1.1
29.0	28.9	-0.1	± 1.1
28.0	27.9	-0.1	± 1.1
27.0	26.9	-0.1	± 1.1
26.0	25.9	-0.1	± 1.1
25.0	24.9	-0.1	± 1.1

QF-TS12-04-04-020664

T. Reth.

Continuation of Calibration Certificate

Cert. No. : ACL22236
Job No. : VC65AC0088
Pages : 7 of 8

8. Level linearity including the level range control

Range	Anticipated Value (dB)	Measured Value (dB)	Deviated Value (dB)	Acceptance Limits (dB)
Auto	94.0	94.0	0.0	±1.1

9. Tone burst response

Time Weighting	Tone burst duration, Tb (ms)	Cycle	Anticipated Value (dB)	Measured Value (dB)	Deviated Value (dB)	Acceptance Limits (dB)
Fast	0.25	1	108.0	107.9	-0.1	1.5 ; -5.0
	2	8	117.0	117.0	0.0	1.0 ; -2.5
	200	800	134.0	134.1	0.1	±1.0
Slow	2	8	108.0	108.0	0.0	1.5 ; -5.0
	200	800	127.6	127.6	0.0	±1.0
SEL	0.25	1	99.0	98.9	-0.1	1.5 ; -5.0
	2	8	108.0	108.0	0.0	1.0 ; -2.5
	200	800	128.0	128.1	0.1	±1.0

10. Peak C sound level

Number of cycle in test signal	Anticipated Value (dB)	Measured Value, L _{peak} (dB)	Deviated Value (dB)	Acceptance Limits (dB)
Continuous	133.0	133.0	0.0	-
One	136.4	136.3	-0.1	±3.0

Number of cycle in test signal	Anticipated Value (dB)	Measured Value (dB)	Deviated Value (dB)	Acceptance Limits (dB)
Continuous	133.0	133.0	0.0	-
Positive half cycle	135.4	135.2	-0.2	±2.0
Negative half cycle	135.4	135.2	-0.2	±2.0

QF-TS12-04-04-020664

T. Reth.

Continuation of Calibration Certificate

Cert. No. : ACL22236
Job No. : VC65AC0088
Pages : 8 of 8

11. Overload indication

Measured value (dB)		Deviated Value (dB)	Acceptance Limits (dB)
Positive one-half cycle	Negative one-half cycle		
89.5	89.5	0.0	±1.5

12. High level stability

Frequency Weighting	SLM Display at initial (dB)	SLM Display at final (dB)	Deviated Value (dB)	Acceptance Limits (dB)
A - weight	137.0	137.0	0.0	±0.3

The reported uncertainty is based on a standard uncertainty multiplied by coverage factor $k = 2$ or any value following calculation, providing a level of confidence of approximately 95 %

End of Calibration Certificate

QF-TS12-04-04-020664

451-451/1 Sirinthorn Rd, Bangbunru, Bangplud Bangkok 10700 THAILAND.
Tel:0-2435-8800 Fax:0-2433-1679 e-mail:cal-center@sithiporn.com http://www.sithiporn.comCert. No. : ACL22182
Pages : 1 of 8

Calibration Certificate

Equipment : SOUND LEVEL METER
Manufacturer : RION
Model : NL-42/ Microphone UC-52 / Preamplifier NH-24
Serial No. : 008731 09 / 171842 / 73485
ID No. : RYG_FS0384

Condition As Found : GOOD

Customer : ALS LABORATORY GROUP (THAILAND) CO., LTD.
104 PHATTHANAKAN 40, PHATTHANAKAN ROAD,
KHWAENG PHATTHANAKAN, KHET SUAN LUANG,
BANGKOK, 10250 THAILAND,

Location : -
Ambient Temperature : (23.0 ± 3) °C
Pressure : (101.3 ± 3) kPa
Relative Humidity : (50.0 ± 20) %

Received Date : 22 AUGUST 2022
Calibration Date : 26-31 AUGUST 2022
Date of Issue : 02 SEPTEMBER 2022



Calibrated by : Nathakorn Pisutpaisan

Approved by :

T. Petchurai
(Thanakul Petchurai)

This certificate is issued in accordance with the requirements of ISO/IEC 17025 standard, may not be reproduced other than in full, except with the prior written approval of the head of Calibration Laboratory.

QF-TS12-04-04-020664

Continuation of Calibration Certificate

Cert. No. : ACL22182
Job No. : VC65AC0077
Pages : 2 of 8

Calibration Procedure : CP-AC-01

Calibration Method :

This equipment was calibrated by based on IEC-61672-3 (2013) Standard for sound level meter (SLM).
The SLM had tests to Acoustical and Electrical signal tests of frequency weighting with Anechoic chamber and Reference Standard Instruments.
For tests results of each items were made by observation of each Instruments display and also with SLM's display.

Condition of this result of calibration :

1. Reference Standard Instruments :

Instrument	Model	Serial No.	Cert. No.	Due Date
Waveform Generator	33210A	MY48017076	EF-0007-22	04-Feb-23
Waveform Generator	33511B	MY52302742	EF-0008-22	04-Feb-23
Digital Multimeter	33461A	MY53220104	EEL_BP_04/0265	09-Feb-23
Digital Multimeter	33461A	MY53220076	EEL_BP_03/0265	09-Feb-23
Digital Multimeter	34461A	MY60024273	EEL_BP_05/0265	09-Feb-23
Programmable Attenuator	MAT-1070	62100114	EF-0009-22	07-Feb-23
Condenser Microphone	4180	2977900	AA-1013-22	24-Feb-23
Measuring Amplifier	NA-42KAI	34560495	AA-3005-22	22-Feb-23

2. This result of calibration was found accurate as shown on date and place of calibration for this calibrated item only.

3. This certificate is traceable to the international system of unit maintained at :

- 3.1 National Institute of Metrology (Thailand),
- 3.2 Thailand Institute of Scientific and Technological Research (TISTR).

QF-TS12-04-04-020664

Continuation of Calibration Certificate

Cert. No. : ACL22182
Job No. : VC65AC0077
Pages : 3 of 8

Summary of Measurement Result :

Parameter	Pass	Fail	Uncertainty (dB)	Maximum-permitted uncertainty of measurement (dB)
1. Absolute sensitivity	✓	-	0.2	N/A
2. Self-generated noise	✓	-	0.2	N/A
3. Acoustical signal tests of frequency weightings				
125 Hz	✓	-	0.3	0.6
1000 Hz	✓	-	0.3	0.6
8000 Hz	✓	-	0.4	0.7
4. Electrical signal tests of frequency weightings				
For 10 Hz to 4 kHz	✓	-	0.3	0.6
For > 4 kHz to 10 kHz	✓	-	0.3	0.7
For > 10 kHz to 20 kHz	-	-	-	1.0
5. Frequency and time weightings at 1 kHz	✓	-	0.2	0.2
6. Long - term stability	✓	-	0.1	0.1
7. Level linearity on the reference level range	✓	-	0.2	0.3
8. Level linearity including the level range control	✓	-	0.2	0.3
9. Tone burst response	✓	-	0.2	0.3
10. Peak C sound level	✓	-	0.2	0.35
11. Overload indication	✓	-	0.2	0.25
12. High level stability	✓	-	0.1	0.1

QF-TS12-04-04-020664

Continuation of Calibration Certificate

Cert. No. : ACL22182
Job No. : VC65AC0077
Pages : 4 of 8

Result of calibration :

1. Absolute sensitivity

Reference Acoustic Signal (dB)	Measured Value (dB)	Deviation (dB)	Acceptance Limit (dB)
93.9 (93.95)	93.9	0.0	±0.3

2. Self-generated noise

2.1 Normal test

Measured Value (dB)
16.5

2.2 The microphone of the sound level meter was replaced by electrical signal input device.

Frequency Weighting	Measured value (dB)
A - weight	11.2
C - weight	17.6
Flat	23.3

3. Acoustical signal tests of frequency weightings

Meter free-field acoustic response at a level of 84 dB

Frequency (Hz)	Deviation from various frequency weighting response curve (dB)			
	Flat	C-weight	A-weight	Acceptance Limits
125	0.4	0.5	0.5	± 1.5
1000	0.0	0.0	0.0	± 1.0
8000	-2.4	-2.4	-2.4	±5.0

QF-TS12-04-04-020664

S. Petch.

Continuation of Calibration Certificate

Cert. No. : ACL22182
Job No. : VC65AC0077
Pages : 5 of 8

4. Electrical signal tests of frequency weightings

Weighting network response with relative to 1 kHz.

Frequency (Hz)	Deviation from various frequency weighting response curve (dB)			
	Flat	C-weight	A-weight	Acceptance Limits
63	-0.1	-0.1	-0.1	±2.0
125	0.0	0.0	-0.1	±1.5
250	-0.1	-0.1	-0.1	±1.5
500	-0.1	0.0	-0.1	±1.5
1000	0.0	0.0	0.0	±1.0
2000	0.0	0.0	0.0	±2.0
4000	0.0	0.0	0.0	±3.0
8000	0.0	0.0	0.0	±5.0

5. Frequency and time weightings at 1 kHz

5.1 Frequency weightings at 1 kHz

Frequency Weighting	Measured Value (dB)	Deviated Value (dB)	Acceptance Limits (dB)
A - weight	94.0	0.0	-
C - weight	94.0	0.0	± 0.2
Flat	94.0	0.0	± 0.2

5.2 Time weighting at 1 kHz

Frequency Weighting	Measured Value (dB)	Deviated Value (dB)	Acceptance Limits (dB)
Fast	94.0	0.0	-
Slow	94.0	0.0	± 0.1
Leq	94.0	0.0	± 0.1

6. Long - term stability

Frequency Weighting	SLM Display at initial (dB)	SLM Display at final (dB)	Deviated Value (dB)	Acceptance Limits (dB)
A - weight	94.0	94.0	0.0	± 0.3

QF-TS12-04-04-020664

S. Petch.

Continuation of Calibration Certificate

Cert. No. : ACL22182
Job No. : VC65AC0077
Pages : 6 of 8

7. Level linearity on the reference level range

Anticipated Value (dB)	Measured Value (dB)	Deviated Value (dB)	Acceptance Limits (dB)
137.0	137.1	0.1	± 1.1
136.0	136.1	0.1	± 1.1
135.0	135.1	0.1	± 1.1
134.0	134.1	0.1	± 1.1
133.0	133.0	0.0	± 1.1
132.0	132.0	0.0	± 1.1
131.0	131.0	0.0	± 1.1
129.0	129.1	0.1	± 1.1
124.0	124.0	0.0	± 1.1
119.0	119.1	0.1	± 1.1
114.0	114.1	0.1	± 1.1
109.0	109.1	0.1	± 1.1
104.0	104.1	0.1	± 1.1
99.0	99.1	0.1	± 1.1
94.0	94.0	0.0	± 1.1
89.0	89.0	0.0	± 1.1
84.0	84.0	0.0	± 1.1
79.0	79.0	0.0	± 1.1
74.0	74.0	0.0	± 1.1
69.0	69.0	0.0	± 1.1
64.0	64.0	0.0	± 1.1
59.0	59.0	0.0	± 1.1
54.0	54.0	0.0	± 1.1
49.0	49.0	0.0	± 1.1
44.0	44.0	0.0	± 1.1
39.0	39.0	0.0	± 1.1
34.0	34.0	0.0	± 1.1
30.0	29.9	-0.1	± 1.1
29.0	28.9	-0.1	± 1.1
28.0	28.0	0.0	± 1.1
27.0	27.0	0.0	± 1.1
26.0	26.0	0.0	± 1.1
25.0	24.9	-0.1	± 1.1

QF-TS12-04-04-020664

S. Petch.

Continuation of Calibration Certificate

Cert. No. : ACL22182
Job No. : VC65AC0077
Pages : 7 of 8

8. Level linearity including the level range control

Range	Anticipated Value (dB)	Measured Value (dB)	Deviated Value (dB)	Acceptance Limits (dB)
Auto	94.0	94.0	0.0	±1.1

9. Tone burst response

Time Weighting	Tone burst duration, Tb (ms)	Cycle	Anticipated Value (dB)	Measured Value (dB)	Deviated Value (dB)	Acceptance Limits (dB)
Fast	0.25	1	108.0	107.9	-0.1	1.5 ; -5.0
	2	8	117.0	116.9	-0.1	1.0 ; -2.5
	200	800	134.0	134.0	0.0	±1.0
Slow	2	8	108.0	108.0	0.0	1.5 ; -5.0
	200	800	127.6	127.6	0.0	±1.0
	0.25	1	99.0	98.9	-0.1	1.5 ; -5.0
SEL	2	8	108.0	108.0	0.0	1.0 ; -2.5
	200	800	128.0	128.0	0.0	±1.0

10. Peak C sound level

Number of cycle in test signal	Anticipated Value (dB)	Measured Value, L _{peak} (dB)	Deviated Value (dB)	Acceptance Limits (dB)
Continuous	133.0	133.0	0.0	-
One	136.4	136.3	-0.1	±3.0

Number of cycle in test signal	Anticipated Value (dB)	Measured Value (dB)	Deviated Value (dB)	Acceptance Limits (dB)
Continuous	133.0	133.0	0.0	-
Positive half cycle	135.4	135.1	-0.3	±2.0
Negative half cycle	135.4	135.1	-0.3	±2.0

QF-TS12-04-04-020664

S. Petch.

Continuation of Calibration Certificate

Cert. No. : ACL22182
Job No. : VC65AC0077
Pages : 8 of 8

11. Overload indication

Measured value (dB)		Deviated Value (dB)	Acceptance Limits (dB)
Positive one-half cycle	Negative one-half cycle		
89.6	89.5	-0.1	±1.5

12. High level stability

Frequency Weighting	SLM Display at initial (dB)	SLM Display at final (dB)	Deviated Value (dB)	Acceptance Limits (dB)
A - weight	137.0	137.0	0.0	±0.3

The reported uncertainty is based on a standard uncertainty multiplied by coverage factor $k = 2$ or any value following calculation, providing a level of confidence of approximately 95 %

End of Calibration Certificate

QF-TS12-04-04-020664

451-451/1 Sirinthorn Rd, Bangbunru, Bangplud Bangkok 10700 THAILAND.
Tel: 0-2435-8800 Fax: 0-2433-1679 e-mail: cal-center@sithiporn.com http://www.sithiporn.comCert. No. : ACL22183
Pages : 1 of 8

Calibration Certificate

Equipment : SOUND LEVEL METER
Manufacturer : RION
Model : NL-42/ Microphone UC-52 / Preamplifier NH-24
Serial No. : 01073423 / 169513 / 73684
ID No. : RYG_FS0386

Condition As Found : GOOD

Customer : ALS LABORATORY GROUP (THAILAND) CO., LTD.
104 PHATTHANAKAN 40, PHATTHANAKAN ROAD,
KHWAENG PHATTHANAKAN, KHET SUAN LUANG,
BANGKOK, 10250 THAILAND.

Location : -
Ambient Temperature : (23.0 ± 3) °C
Pressure : (101.3 ± 3) kPa
Relative Humidity : (50.0 ± 20) %

Received Date : 22 AUGUST 2022
Calibration Date : 26-31 AUGUST 2022
Date of Issue : 02 SEPTEMBER 2022



Calibrated by : Nathakorn Pisutpaisan

Approved by :

T. Petchurai
(Thanakul Petchurai)

This certificate is issued in accordance with the requirements of ISO/IEC 17025 standard, may not be reproduced other than in full, except with the prior written approval of the head of Calibration Laboratory.

QF-TS12-04-04-020664

Continuation of Calibration Certificate

Cert. No. : ACL22183
Job No. : VC65AC0077
Pages : 3 of 8

Summary of Measurement Result :

Parameter	Pass	Fail	Uncertainty (dB)	Maximum-permitted uncertainty of measurement (dB)
1. Absolute sensitivity	✓	-	0.2	N/A
2. Self-generated noise	✓	-	0.2	N/A
3. Acoustical signal tests of frequency weightings				
125 Hz	✓	-	0.3	0.6
1000 Hz	✓	-	0.3	0.6
8000 Hz	✓	-	0.3	0.7
4. Electrical signal tests of frequency weightings				
For 10 Hz to 4 kHz	✓	-	0.3	0.6
For > 4 kHz to 10 kHz	✓	-	0.3	0.7
For > 10 kHz to 20 kHz	-	-	-	1.0
5. Frequency and time weightings at 1 kHz	✓	-	0.2	0.2
6. Long - term stability	✓	-	0.1	0.1
7. Level linearity on the reference level range	✓	-	0.2	0.3
8. Level linearity including the level range control	✓	-	0.2	0.3
9. Tone burst response	✓	-	0.2	0.3
10. Peak C sound level	✓	-	0.2	0.35
11. Overload indication	✓	-	0.2	0.25
12. High level stability	✓	-	0.1	0.1

QF-TS12-04-04-020664

Continuation of Calibration Certificate

Cert. No. : ACL22183
Job No. : VC65AC0077
Pages : 4 of 8

Result of calibration :

1. Absolute sensitivity

Reference Acoustic Signal (dB)	Measured Value (dB)	Deviation (dB)	Acceptance Limit (dB)
93.9 (93.95)	93.9	0.0	±0.3

2. Self-generated noise

2.1 Normal test

Measured Value (dB)
15.4

2.2 The microphone of the sound level meter was replaced by electrical signal input device:

Frequency Weighting	Measured value (dB)
A - weight	12.6
C - weight	18.6
Flat	24.5

3. Acoustical signal tests of frequency weightings

Meter free-field acoustic response at a level of 84 dB

Frequency (Hz)	Deviation from various frequency weighting response curve (dB)			
	Flat	C-weight	A-weight	Acceptance Limits
125	0.2	0.2	0.3	±1.5
1000	0.1	0.1	0.1	±1.0
8000	1.5	1.5	1.6	±5.0

QF-TS12-04-04-020664

Continuation of Calibration Certificate

Cert. No. : ACL22183
Job No. : VC65AC0077
Pages : 5 of 8

4. Electrical signal tests of frequency weightings

Weighting network response with relative to 1 kHz.

Frequency (Hz)	Deviation from various frequency weighting response curve (dB)			
	Flat	C-weight	A-weight	Acceptance Limits
63	0.0	0.0	0.0	±2.0
125	0.0	0.1	0.0	±1.5
250	0.0	0.0	0.0	±1.5
500	0.0	0.1	0.0	±1.5
1000	0.0	0.0	0.0	±1.0
2000	0.0	0.1	0.0	±2.0
4000	0.0	0.0	0.0	±3.0
8000	0.0	0.1	0.1	±5.0

5. Frequency and time weightings at 1 kHz

5.1 Frequency weightings at 1 kHz

Frequency Weighting	Measured Value (dB)	Deviated Value (dB)	Acceptance Limits (dB)
A - weight	94.0	0.0	-
C - weight	94.0	0.0	± 0.2
Flat	94.0	0.0	± 0.2

5.2 Time weighting at 1 kHz

Frequency Weighting	Measured Value (dB)	Deviated Value (dB)	Acceptance Limits (dB)
Fast	94.0	0.0	-
Slow	94.0	0.0	± 0.1
Leq	94.0	0.0	± 0.1

6. Long - term stability

Frequency Weighting	SLM Display at initial (dB)	SLM Display at final (dB)	Deviated Value (dB)	Acceptance Limits (dB)
A - weight	94.0	94.1	0.1	± 0.3

QF-TS12-04-04-020664

r. Petch.

Continuation of Calibration Certificate

Cert. No. : ACL22183
Job No. : VC65AC0077
Pages : 6 of 8

7. Level linearity on the reference level range

Anticipated Value (dB)	Measured Value (dB)	Deviated Value (dB)	Acceptance Limits (dB)
137.0	137.0	0.0	± 1.1
136.0	136.0	0.0	± 1.1
135.0	135.0	0.0	± 1.1
134.0	134.0	0.0	± 1.1
133.0	133.0	0.0	± 1.1
132.0	132.0	0.0	± 1.1
131.0	131.0	0.0	± 1.1
129.0	129.0	0.0	± 1.1
124.0	124.0	0.0	± 1.1
119.0	119.0	0.0	± 1.1
114.0	114.0	0.0	± 1.1
109.0	109.0	0.0	± 1.1
104.0	104.0	0.0	± 1.1
99.0	99.0	0.0	± 1.1
94.0	94.0	0.0	± 1.1
89.0	89.0	0.0	± 1.1
84.0	84.0	0.0	± 1.1
79.0	79.0	0.0	± 1.1
74.0	74.0	0.0	± 1.1
69.0	69.0	0.0	± 1.1
64.0	64.0	0.0	± 1.1
59.0	59.0	0.0	± 1.1
54.0	54.0	0.0	± 1.1
49.0	49.0	0.0	± 1.1
44.0	44.0	0.0	± 1.1
39.0	39.0	0.0	± 1.1
34.0	34.0	0.0	± 1.1
30.0	29.9	-0.1	± 1.1
29.0	28.9	-0.1	± 1.1
28.0	28.0	0.0	± 1.1
27.0	27.0	0.0	± 1.1
26.0	25.9	-0.1	± 1.1
25.0	24.8	-0.2	± 1.1

QF-TS12-04-04-020664

r. Petch.

Continuation of Calibration Certificate

Cert. No. : ACL22183
Job No. : VC65AC0077
Pages : 7 of 8

8. Level linearity including the level range control

Range	Anticipated Value (dB)	Measured Value (dB)	Deviated Value (dB)	Acceptance Limits (dB)
Auto	94.0	94.0	0.0	±1.1

9. Tone burst response

Time Weighting	Tone burst duration, Tb (ms)	Cycle	Anticipated Value (dB)	Measured Value (dB)	Deviated Value (dB)	Acceptance Limits (dB)
Fast	0.25	1	108.0	108.0	0.0	1.5 ; -5.0
	2	8	117.0	117.0	0.0	1.0 ; -2.5
	200	800	134.0	134.1	0.1	±1.0
Slow	2	8	108.0	108.0	0.0	1.5 ; -5.0
	200	800	127.6	127.6	0.0	±1.0
SEL	0.25	1	99.0	98.9	-0.1	1.5 ; -5.0
	2	8	108.0	108.0	0.0	1.0 ; -2.5
	200	800	128.0	128.1	0.1	±1.0

10. Peak C sound level

Number of cycle in test signal	Anticipated Value (dB)	Measured Value, L _{peak} (dB)	Deviated Value (dB)	Acceptance Limits (dB)
Continuous	133.0	133.0	0.0	-
One	136.4	135.8	-0.6	±3.0

Number of cycle in test signal	Anticipated Value (dB)	Measured Value (dB)	Deviated Value (dB)	Acceptance Limits (dB)
Continuous	133.0	133.1	0.1	-
Positive half cycle	135.4	135.2	-0.2	±2.0
Negative half cycle	135.4	135.2	-0.2	±2.0

QF-TS12-04-04-020664

r. Petch.

Continuation of Calibration Certificate

Cert. No. : ACL22183
Job No. : VC65AC0077
Pages : 8 of 8

11. Overload indication

Measured value (dB)		Deviated Value (dB)	Acceptance Limits (dB)
Positive one-half cycle	Negative one-half cycle		
89.7	89.5	-0.2	±1.5

12. High level stability

Frequency Weighting	SLM Display at initial (dB)	SLM Display at final (dB)	Deviated Value (dB)	Acceptance Limits (dB)
A - weight	137.0	137.0	0.0	±0.3

The reported uncertainty is based on a standard uncertainty multiplied by coverage factor $k = 2$
or any value following calculation, providing a level of confidence of approximately 95 %

End of Calibration Certificate

QF-TS12-04-04-020664

r. Petch.

SITHIPORN ASSOCIATES CO.,LTD. CALIBRATION LABORATORY

451-451/1 Sirinthorn Rd.,Bangbunruj, Bangplud Bangkok 10700 THAILAND.
Tel:0-2435-8800 Fax:0-2433-1679 e-mail:cal-center@sithiporn.com http://www.sithiporn.com



Cert. No. : ACL23078
Pages : 1 of 8

Calibration Certificate

Equipment : SOUND LEVEL METER
Manufacturer : RION
Model : NL-42/ Microphone UC-52 / Preamplifier NH-24
Serial No.: 00296515 / 179119 / 87526
ID No.: RYG_FS0432

Condition As Found : GOOD

Customer : ALS LABORATORY GROUP (THAILAND) CO., LTD.
104 PHATTHANAKAN 40, PHATTHANAKAN ROAD,
KHWAENG PHATTHANAKAN, KHET SUAN LUANG,
BANGKOK, 10250 THAILAND.

Location : -
Ambient Temperature : (23.0 ± 3) °C
Pressure : (101.3 ± 3) kPa
Relative Humidity : (50.0 ± 20) %

Received Date : 24 JANUARY 2023
Calibration Date : 25-26 JANUARY 2023
Date of Issue : 27 JANUARY 2023



Calibrated by : Nathakorn Pisutpaisan

Approved by : *T. Petchurai*
(Thanakul Petchurai)

This certificate is issued in accordance with the requirements of ISO/IEC 17025 standard, may not be reproduced other than in full, except with the prior written approval of the head of Calibration Laboratory.

QF-TS12-04-04-020664

SITHIPORN ASSOCIATES CO.,LTD. CALIBRATION LABORATORY

Continuation of Calibration Certificate

Cert. No. : ACL23078
Job No. : VC66AC0031
Pages : 2 of 8

Calibration Procedure : CP-AC-01

Calibration Method :

This equipment was calibrated by based on IEC-61672-3 (2013) Standard for sound level meter (SLM).
The SLM had tests to Acoustical and Electrical signal tests of frequency weighting with Anechoic chamber and Reference Standard Instruments.
For tests results of each items were made by observation of each Instruments display and also with SLM's display.

Condition of this result of calibration :

1. Reference Standard Instruments :

Instrument	Model	Serial No.	Cert. No.	Due Date
Waveform Generator	33210A	MY48017076	EF-0007-22	04-Feb-23
Waveform Generator	33511B	MY52302742	EF-0008-22	04-Feb-23
Digital Multimeter	33461A	MY53220104	EEL-BP_04/0265	09-Feb-23
Digital Multimeter	33461A	MY53220076	EEL-BP_03/0265	09-Feb-23
Digital Multimeter	34461A	MY60024273	EEL-BP_05/0265	09-Feb-23
Programmable Attenuator	MAT-1070	62100114	EF-0009-22	07-Feb-23
Condenser Microphone	4180	2977900	AA-1013-22	24-Feb-23
Measuring Amplifier	NA-42KAI	34560495	AA-3005-22	22-Feb-23

2. This result of calibration was found accurate as shown on date and place of calibration for this calibrated item only.

3. This certificate is traceable to the international system of unit maintained at :

- 3.1 National Institute of Metrology (Thailand).
- 3.2 Thailand Institute of Scientific and Technological Research (TISTR).

QF-TS12-04-04-020664

T. Petchurai

SITHIPORN ASSOCIATES CO.,LTD. CALIBRATION LABORATORY

Continuation of Calibration Certificate

Cert. No. : ACL23078
Job No. : VC66AC0031
Pages : 3 of 8

Summary of Measurement Result :

Parameter	Pass	Fail	Uncertainty (dB)	Maximum-permitted uncertainty of measurement (dB)
1. Absolute sensitivity	✓	-	0.2	N/A
2. Self-generated noise	✓	-	0.2	N/A
3. Acoustical signal tests of frequency weightings				
125 Hz	✓	-	0.3	0.6
1000 Hz	✓	-	0.3	0.6
8000 Hz	✓	-	0.3	0.7
4. Electrical signal tests of frequency weightings				
For 10 Hz to 4 kHz	✓	-	0.3	0.6
For > 4 kHz to 10 kHz	✓	-	0.3	0.7
For > 10 kHz to 20 kHz	-	-	-	1.0
5. Frequency and time weightings at 1 kHz	✓	-	0.2	0.2
6. Long - term stability	✓	-	0.1	0.1
7. Level linearity on the reference level range	✓	-	0.2	0.3
8. Level linearity including the level range control	✓	-	0.2	0.3
9. Tone burst response	✓	-	0.2	0.3
10. Peak C sound level	✓	-	0.2	0.35
11. Overload indication	✓	-	0.2	0.25
12. High level stability	✓	-	0.1	0.1

SITHIPORN ASSOCIATES CO.,LTD. CALIBRATION LABORATORY

Continuation of Calibration Certificate

Cert. No. : ACL23078
Job No. : VC66AC0031
Pages : 4 of 8

Result of calibration :

1. Absolute sensitivity

Reference Acoustic Signal (dB)	Measured Value (dB)	Deviation (dB)	Acceptance Limit (dB)
93.9 (93.95)	93.9	0.0	±0.3

2. Self-generated noise

2.1 Normal test

Measured Value (dB)
14.6

2.2 The microphone of the sound level meter was replaced by electrical signal input device.

Frequency Weighting	Measured value (dB)
A - weight	11.6
C - weight	17.7
Flat	23.4

3. Acoustical signal tests of frequency weightings

Meter free-field acoustic response at a level of 84 dB

Frequency (Hz)	Flat	C-weight	A-weight	Acceptance Limits
125	0.0	0.0	0.0	± 1.5
1000	-0.1	-0.1	-0.1	± 1.0
8000	-0.4	-0.3	-0.3	± 5.0

QF-TS12-04-04-020664

T. Petchurai

QF-TS12-04-04-020664

T. Petchurai

Cert. No. : ACL23078
Job No. : VC66AC0031
Pages : 5 of 8

4. Electrical signal tests of frequency weightings

Weighting network response with relative to 1 kHz.

Frequency (Hz)	Deviation from various frequency weighting response curve (dB)			
	Flat	C-weight	A-weight	Acceptance Limits
63	0.0	-0.1	0.0	±2.0
125	0.0	0.1	0.0	±1.5
250	0.0	0.0	0.0	±1.5
500	0.0	0.1	0.0	±1.5
1000	0.0	0.0	0.0	±1.0
2000	0.0	0.1	0.0	±2.0
4000	0.0	0.0	0.0	±3.0
8000	0.0	0.1	0.1	±5.0

5. Frequency and time weightings at 1 kHz

5.1 Frequency weightings at 1 kHz

Frequency Weighting	Measured Value (dB)	Deviated Value (dB)	Acceptance Limits (dB)
A - weight	94.0	0.0	-
C - weight	94.0	0.0	± 0.2
Flat	94.0	0.0	± 0.2

5.2 Time weighting at 1 kHz

Frequency Weighting	Measured Value (dB)	Deviated Value (dB)	Acceptance Limits (dB)
Fast	94.0	0.0	-
Slow	94.0	0.0	± 0.1
Leq	94.0	0.0	± 0.1

6. Long - term stability

Frequency Weighting	SLM Display at initial (dB)	SLM Display at final (dB)	Deviated Value (dB)	Acceptance Limits (dB)
A - weight	94.0	94.0	0.0	± 0.3

QF-TS12-04-04-020664

7. Petch

Cert. No. : ACL23078
Job No. : VC66AC0031
Pages : 6 of 8

7. Level linearity on the reference level range

Anticipated Value (dB)	Measured Value (dB)	Deviated Value (dB)	Acceptance Limits (dB)
137.0	137.0	0.0	± 1.1
136.0	136.0	0.0	± 1.1
135.0	135.0	0.0	± 1.1
134.0	134.0	0.0	± 1.1
133.0	133.0	0.0	± 1.1
132.0	132.0	0.0	± 1.1
131.0	131.0	0.0	± 1.1
129.0	129.0	0.0	± 1.1
124.0	124.0	0.0	± 1.1
119.0	119.0	0.0	± 1.1
114.0	114.0	0.0	± 1.1
109.0	109.0	0.0	± 1.1
104.0	104.0	0.0	± 1.1
99.0	99.0	0.0	± 1.1
94.0	94.0	0.0	± 1.1
89.0	89.0	0.0	± 1.1
84.0	84.0	0.0	± 1.1
79.0	79.0	0.0	± 1.1
74.0	74.0	0.0	± 1.1
69.0	69.0	0.0	± 1.1
64.0	64.0	0.0	± 1.1
59.0	59.0	0.0	± 1.1
54.0	54.0	0.0	± 1.1
49.0	49.0	0.0	± 1.1
44.0	44.0	0.0	± 1.1
39.0	39.0	0.0	± 1.1
34.0	33.9	-0.1	± 1.1
30.0	29.9	-0.1	± 1.1
29.0	28.9	-0.1	± 1.1
28.0	28.0	0.0	± 1.1
27.0	27.0	0.0	± 1.1
26.0	25.9	-0.1	± 1.1
25.0	24.9	-0.1	± 1.1

QF-TS12-04-04-020664

7. Petch

Cert. No. : ACL23078
Job No. : VC66AC0031
Pages : 7 of 8

8. Level linearity including the level range control

Range	Anticipated Value (dB)	Measured Value (dB)	Deviated Value (dB)	Acceptance Limits (dB)
Auto	94.0	94.0	0.0	±1.1

9. Tone burst response

Time Weighting	Tone burst duration, Tb (ms)	Cycle	Anticipated Value (dB)	Measured Value (dB)	Deviated Value (dB)	Acceptance Limits (dB)
Fast	0.25	1	108.0	107.9	-0.1	1.5 ; -5.0
	2	8	117.0	117.0	0.0	1.0 ; -2.5
	200	800	134.0	134.1	0.1	±1.0
Slow	2	8	108.0	108.0	0.0	1.5 ; -5.0
	200	800	127.6	127.6	0.0	±1.0
SEL	0.25	1	99.0	98.9	-0.1	1.5 ; -5.0
	2	8	108.0	108.0	0.0	1.0 ; -2.5
	200	800	128.0	128.1	0.1	±1.0

10. Peak C sound level

Number of cycle in test signal	Anticipated Value (dB)	Measured Value, L _{peak} (dB)	Deviated Value (dB)	Acceptance Limits (dB)
Continuous	133.0	133.0	0.0	-
One	136.4	136.2	-0.2	±3.0

Number of cycle in test signal	Anticipated Value (dB)	Measured Value (dB)	Deviated Value (dB)	Acceptance Limits (dB)
Continuous	133.0	133.0	0.0	-
Positive half cycle	135.4	135.2	-0.2	±2.0
Negative half cycle	135.4	135.2	-0.2	±2.0

QF-TS12-04-04-020664

7. Petch

Cert. No. : ACL23078
Job No. : VC66AC0031
Pages : 8 of 8

11. Overload indication

Measured value (dB)		Deviated Value (dB)	Acceptance Limits (dB)
Positive one-half cycle	Negative one-half cycle		
89.7	89.6	-0.1	±1.5

12. High level stability

Frequency Weighting	SLM Display at initial (dB)	SLM Display at final (dB)	Deviated Value (dB)	Acceptance Limits (dB)
A - weight	137.0	137.0	0.0	±0.3

The reported uncertainty is based on a standard uncertainty multiplied by coverage factor $k = 2$
or any value following calculation, providing a level of confidence of approximately 95 %

End of Calibration Certificate

QF-TS12-04-04-020664

7. Petch

Calibration Certificate

Equipment : SOUND LEVEL METER
Manufacturer : RION
Model : NL-42/ Microphone UC-52 / Preamplifier NH-24
Serial No.: 00734223 / 169439 / 72460
ID No.: RYG_FS0029

Condition As Found : GOOD

Customer : ALS LABORATORY GROUP (THAILAND) CO., LTD.
104 PHATTHANAKAN 40, PHATTHANAKAN ROAD,
KHWAENG PHATTHANAKAN, KHET SUAN LUANG,
BANGKOK, 10250 THAILAND.

Location : -
Ambient Temperature : (23.0 ± 3) °C
Pressure : (101.3 ± 3) kPa
Relative Humidity : (50.0 ± 20) %

Received Date : 15 JUNE 2023
Calibration Date : 20-22 JUNE 2023
Date of Issue : 23 JUNE 2023



Calibrated by : Nathakorn Pisutpaisan

Approved by :

T. Petchur
(Thanakul Petchurai)

This certificate is issued in accordance with the requirements of ISO/IEC 17025 standard, may not be reproduced other than in full, except with the prior written approval of the head of Calibration Laboratory.

QF-TS12-04-04-020664

Calibration Procedure : CP-AC-01

Calibration Method :

This equipment was calibrated by based on IEC-61672-3 (2013) Standard for sound level meter (SLM).
The SLM had tests to Acoustical and Electrical signal tests of frequency weighting with Anechoic chamber and Reference Standard Instruments.

For tests results of each items were made by observation of each Instruments display and also with SLM's display.

Condition of this result of calibration :

1. Reference Standard Instruments :

Instrument	Model	Serial No.	Cert. No.	Due Date
Waveform Generator	33210A	MY48017076	EF-0009-23	07-FEB-24
Waveform Generator	33511B	MY52302742	EF-0010-23	07-FEB-24
Digital Multimeter	33461A	MY53220104	EEL-BP 30-0266	13-FEB-24
Digital Multimeter	33461A	MY53220076	EEL-BP 29-0266	13-FEB-24
Digital Multimeter	34461A	MY60024273	EEL-BP 31-0266	14-FEB-24
Programmable Attenuator	MAT-1070	62100114	EF-0011-23	08-FEB-24
Condenser Microphone	4180	2977900	AA-1001-23	14-FEB-24
Measuring Amplifier	NA-42KAI	34560495	AA-3002-23	14-FEB-24

2. This result of calibration was found accurate as shown on date and place of calibration for this calibrated item only.

3. This certificate is traceable to the international system of unit maintained at :

3.1 National Institute of Metrology (Thailand).

3.2 Thailand Institute of Scientific and Technological Research (TISTR).

QF-TS12-04-04-020664

T. Petchur

Summary of Measurement Result :

Parameter	Pass	Fail	Uncertainty (dB)	Maximum-permitted uncertainty of measurement (dB)
1. Absolute sensitivity	✓	-	0.2	N/A
2. Self-generated noise	✓	-	0.1	N/A
3. Acoustical signal tests of frequency weightings				
125 Hz	✓	-	0.3	0.6
1000 Hz	✓	-	0.3	0.6
8000 Hz	✓	-	0.3	0.7
4. Electrical signal tests of frequency weightings				
For 10 Hz to 4 kHz	✓	-	0.3	0.6
For > 4 kHz to 10 kHz	✓	-	0.3	0.7
For > 10 kHz to 20 kHz	-	-	-	1.0
5. Frequency and time weightings at 1 kHz	✓	-	0.2	0.2
6. Long-term stability	✓	-	0.1	0.1
7. Level linearity on the reference level range	✓	-	0.2	0.3
8. Level linearity including the level range control	✓	-	0.2	0.3
9. Tone burst response	✓	-	0.2	0.3
10. Peak C sound level	✓	-	0.2	0.35
11. Overload indication	✓	-	0.2	0.25
12. High level stability	✓	-	0.1	0.1

Note : Pass/Fail evaluation for each parameter, will be considered together from the acceptance limit and the Maximum-permitted uncertainty of measurement.

QF-TS12-04-04-020664

T. Petchur

Result of calibration :

1. Absolute sensitivity

Reference Acoustic Signal (dB)	Measured Value (dB)	Deviation (dB)	Acceptance Limit (dB)
93.9 (93.98)	93.9	0.0	±0.3

2. Self-generated noise

2.1 Normal test

Measured Value (dB)
14.3

2.2 The microphone of the sound level meter was replaced by electrical signal input device.

Frequency Weighting	Measured value (dB)
A-weight	10.8
C-weight	17.0
Flat	22.8

3. Acoustical signal tests of frequency weightings

Meter free-field acoustic response at a level of 84 dB

Frequency (Hz)	Flat	C-weight	A-weight	Acceptance Limits
125	0.5	0.5	0.5	± 1.5
1000	0.0	0.0	0.0	± 1.0
8000	-2.1	-2.1	-2.1	±5.0

QF-TS12-04-04-020664

T. Petchur

Continuation of Calibration Certificate

Cert. No. : ACL23196
Job No. : VC66AC0066
Pages : 5 of 8

4. Electrical signal tests of frequency weightings

Weighting network response with relative to 1 kHz.

Frequency (Hz)	Deviation from various frequency weighting response curve (dB)			
	Flat	C-weight	A-weight	Acceptance Limits
63	-0.1	-0.1	-0.1	±2.0
125	0.0	0.0	0.0	±1.5
250	0.0	0.0	-0.1	±1.5
500	0.0	0.0	-0.1	±1.5
1000	0.0	0.0	0.0	±1.0
2000	0.0	0.0	0.0	±2.0
4000	0.0	0.0	0.0	±3.0
8000	0.0	0.1	0.1	±5.0

5. Frequency and time weightings at 1 kHz

5.1 Frequency weightings at 1 kHz

Frequency Weighting	Anticipated Value (dB)	Measured Value (dB)	Deviated Value (dB)	Acceptance Limits (dB)
A - weight	94.0	94.0	0.0	± 0.2
C - weight	94.0	94.0	0.0	± 0.2
Flat	94.0	94.0	0.0	± 0.2

5.2 Time weighting at 1 kHz

Frequency Weighting	Anticipated Value (dB)	Measured Value (dB)	Deviated Value (dB)	Acceptance Limits (dB)
Fast	94.0	94.0	0.0	± 0.1
Slow	94.0	94.0	0.0	± 0.1
Leq	94.0	94.0	0.0	± 0.1

6. Long - term stability

Frequency Weighting	SLM Display at initial (dB)	SLM Display at final (dB)	Deviated Value (dB)	Acceptance Limits (dB)
A - weight	94.0	94.0	0.0	± 0.3

QF-TS12-04-04-020664

S. Petch.

Continuation of Calibration Certificate

Cert. No. : ACL23196
Job No. : VC66AC0066
Pages : 6 of 8

7. Level linearity on the reference level range

Anticipated Value (dB)	Measured Value (dB)	Deviated Value (dB)	Acceptance Limits (dB)
137.0	137.0	0.0	± 1.1
136.0	136.0	0.0	± 1.1
135.0	135.0	0.0	± 1.1
134.0	134.0	0.0	± 1.1
133.0	132.9	-0.1	± 1.1
132.0	131.9	-0.1	± 1.1
131.0	130.9	-0.1	± 1.1
129.0	129.0	0.0	± 1.1
124.0	124.0	0.0	± 1.1
119.0	119.0	0.0	± 1.1
114.0	114.0	0.0	± 1.1
109.0	109.0	0.0	± 1.1
104.0	104.0	0.0	± 1.1
99.0	99.0	0.0	± 1.1
94.0	94.0	0.0	± 1.1
89.0	89.0	0.0	± 1.1
84.0	84.0	0.0	± 1.1
79.0	79.0	0.0	± 1.1
74.0	74.0	0.0	± 1.1
69.0	69.0	0.0	± 1.1
64.0	64.0	0.0	± 1.1
59.0	59.0	0.0	± 1.1
54.0	54.0	0.0	± 1.1
49.0	49.0	0.0	± 1.1
44.0	44.0	0.0	± 1.1
39.0	39.0	0.0	± 1.1
34.0	34.0	0.0	± 1.1
30.0	30.0	0.0	± 1.1
29.0	29.0	0.0	± 1.1
28.0	28.0	0.0	± 1.1
27.0	27.0	0.0	± 1.1
26.0	26.0	0.0	± 1.1
25.0	24.9	-0.1	± 1.1

QF-TS12-04-04-020664

S. Petch.

Continuation of Calibration Certificate

Cert. No. : ACL23196
Job No. : VC66AC0066
Pages : 7 of 8

8. Level linearity including the level range control

Range	Anticipated Value (dB)	Measured Value (dB)	Deviated Value (dB)	Acceptance Limits (dB)
Auto	94.0	94.0	0.0	±1.1

9. Tone burst response

Time Weighting	Tone burst duration, Tb (ms)	Cycle	Anticipated Value (dB)	Measured Value (dB)	Deviated Value (dB)	Acceptance Limits (dB)
Fast	0.25	1	108.0	107.9	-0.1	1.5 ; -5.0
	2	8	117.0	117.0	0.0	1.0 ; -2.5
	200	800	134.0	134.0	0.0	±1.0
Slow	2	8	108.0	108.0	0.0	1.5 ; -5.0
	200	800	127.6	127.6	0.0	±1.0
SEL	0.25	1	99.0	98.9	-0.1	1.5 ; -5.0
	2	8	108.0	108.0	0.0	1.0 ; -2.5
	200	800	128.0	128.0	0.0	±1.0

10. Peak C sound level

Number of cycle in test signal	Anticipated Value (dB)	Measured Value, L _{peak} (dB)	Deviated Value (dB)	Acceptance Limits (dB)
Continuous	133.0	133.0	0.0	±3.0
One	136.4	135.7	-0.7	±3.0

Number of cycle in test signal	Anticipated Value (dB)	Measured Value (dB)	Deviated Value (dB)	Acceptance Limits (dB)
Continuous	133.0	133.0	0.0	±2.0
Positive half cycle	135.4	135.1	-0.3	±2.0
Negative half cycle	135.4	135.1	-0.3	±2.0

QF-TS12-04-04-020664

S. Petch.

Continuation of Calibration Certificate

Cert. No. : ACL23196
Job No. : VC66AC0066
Pages : 8 of 8

11. Overload indication

Measured value (dB)		Deviated Value (dB)	Acceptance Limits (dB)
Positive one-half cycle	Negative one-half cycle		
89.6	89.5	-0.1	±1.5

12. High level stability

Frequency Weighting	SLM Display at initial (dB)	SLM Display at final (dB)	Deviated Value (dB)	Acceptance Limits (dB)
A - weight	137.0	137.0	0.0	±0.3

The reported uncertainty is based on a standard uncertainty multiplied by coverage factor $k = 2$
or any value following calculation, providing a level of confidence of approximately 95 %

End of Calibration Certificate

QF-TS12-04-04-020664

S. Petch.

Cert. No. : ACL23323
Pages : 1 of 8

Calibration Certificate

Equipment : SOUND LEVEL METER
Manufacturer : RION
Model : NL-42/ Microphone UC-52 / Preamplifier NH-24
Serial No.: 00873057 / 171591 / 73333
ID No.: RYG_FS0381

Condition As Found : GOOD

Customer : ALS LABORATORY GROUP (THAILAND) CO., LTD.
104 PHATTHANAKAN 40, PHATTHANAKAN ROAD,
KHWAENG PHATTHANAKAN, KHET SUAN LUANG,
BANGKOK, 10250 THAILAND.

Location :
Ambient Temperature : (23.0 ± 3) °C
Pressure : (101.3 ± 3) kPa
Relative Humidity : (50.0 ± 20) %

Received Date : 11 OCTOBER 2023
Calibration Date : 19-20 OCTOBER 2023
Date of Issue : 24 OCTOBER 2023

Calibrated by : Nathakorn Pisutpaisan

Approved by :

T. Petchurai
(Thanakul Petchurai)

This certificate is issued in accordance with the requirements of ISO/IEC 17025 standard, may not be reproduced
other than in full, except with the prior written approval of the head of Calibration Laboratory.

QF-TS12-04-04-020664

Continuation of Calibration Certificate

Cert. No. : ACL23323
Job No. : VC67AC0011
Pages : 2 of 8

Calibration Procedure : CP-AC-01

Calibration Method :

This equipment was calibrated by based on IEC-61672-3 (2013) Standard for sound level meter (SLM).
The SLM had tests to Acoustical and Electrical signal tests of frequency weighting with Anechoic chamber and Reference
Standard Instruments.

For tests results of each items were made by observation of each Instruments display and also with SLM's display.

Condition of this result of calibration :

1. Reference Standard Instruments :

Instrument	Model	Serial No.	Cert. No.	Due Date
Waveform Generator	33210A	MY48017076	EF-0009-23	07-FEB-24
Waveform Generator	33511B	MY52302742	EF-0010-23	07-FEB-24
Digital Multimeter	33461A	MY53220104	EEL-BP 30/0266	13-FEB-24
Digital Multimeter	33461A	MY53220076	EEL-BP 29/0266	13-FEB-24
Digital Multimeter	34461A	MY60024273	EEL-BP 31/0266	14-FEB-24
Programmable Attenuator	MAT-1070	62100114	EF-0011-23	08-FEB-24
Condenser Microphone	4180	2977900	AA-1001-23	14-FEB-24
Measuring Amplifier	NA-42KA1	34560495	AA-3002-23	14-FEB-24

2. This result of calibration was found accurate as shown on date and place of calibration for this calibrated item only.

3. This certificate is traceable to the international system of unit maintained at :

3.1 National Institute of Metrology (Thailand).

3.2 Thailand Institute of Scientific and Technological Research (TISTR).

QF-TS12-04-04-020664

Continuation of Calibration Certificate

Cert. No. : ACL23323
Job No. : VC67AC0011
Pages : 3 of 8

Summary of Measurement Result :

Parameter	Pass	Fail	Uncertainty (dB)	Maximum-permitted uncertainty of measurement (dB)
1. Absolute sensitivity	✓	-	0.2	N/A
2. Self-generated noise	✓	-	0.2	N/A
3. Acoustical signal tests of frequency weightings				
125 Hz	✓	-	0.3	0.6
1000 Hz	✓	-	0.3	0.6
8000 Hz	✓	-	0.3	0.7
4. Electrical signal tests of frequency weightings				
For 10 Hz to 4 kHz	✓	-	0.3	0.6
For > 4 kHz to 10 kHz	✓	-	0.3	0.7
For > 10 kHz to 20 kHz	-	-	-	1.0
5. Frequency and time weightings at 1 kHz	✓	-	0.2	0.2
6. Long - term stability	✓	-	0.1	0.1
7. Level linearity on the reference level range	✓	-	0.2	0.3
8. Level linearity including the level range control	✓	-	0.2	0.3
9. Tone burst response	✓	-	0.2	0.3
10. Peak C sound level	✓	-	0.2	0.35
11. Overload indication	✓	-	0.2	0.25
12. High level stability	✓	-	0.1	0.1

Note : Pass/Fail evaluation for each parameter,
will be considered together from the acceptance limit and the Maximum-permitted uncertainty of measurement.

QF-TS12-04-04-020664

Continuation of Calibration Certificate

Cert. No. : ACL23323
Job No. : VC67AC0011
Pages : 4 of 8

Result of calibration :

1. Absolute sensitivity

Reference Acoustic Signal (dB)	Measured Value (dB)	Deviation (dB)	Acceptance Limit (dB)
93.9 (93.98)	93.9	0.0	±0.3

2. Self-generated noise

2.1 Normal test

Measured Value (dB)
15.8

2.2 The microphone of the sound level meter was replaced by electrical signal input device.

Frequency Weighting	Measured value (dB)
A - weight	12.0
C - weight	18.2
Flat	24.0

3. Acoustical signal tests of frequency weightings

Meter free-field acoustic response at a level of 84 dB

Frequency (Hz)	Deviation from various frequency weighting response curve (dB)			
	Flat	C-weight	A-weight	Acceptance Limits
125	0.3	0.3	0.3	± 1.5
1000	0.0	0.0	0.0	± 1.0
8000	0.5	0.6	0.6	±5.0

QF-TS12-04-04-020664

Continuation of Calibration Certificate

Cert. No. : ACL23323
Job No. : VC67AC0011
Pages : 5 of 8

4. Electrical signal tests of frequency weightings

Weighting network response with relative to 1 kHz.

Frequency (Hz)	Deviation from various frequency weighting response curve (dB)			
	Flat	C-weight	A-weight	Acceptance Limits
63	0.0	0.0	0.0	±2.0
125	0.0	0.0	0.0	±1.5
250	0.0	0.0	0.0	±1.5
500	0.0	0.0	0.0	±1.5
1000	0.0	0.0	0.0	±1.0
2000	0.0	0.0	0.0	±2.0
4000	0.0	0.0	0.0	±3.0
8000	0.0	0.1	0.1	±5.0

5. Frequency and time weightings at 1 kHz

5.1 Frequency weightings at 1 kHz

Frequency Weighting	Anticipated Value (dB)	Measured Value (dB)	Deviated Value (dB)	Acceptance Limits (dB)
A - weight	94.0	94.0	0.0	± 0.2
C - weight	94.0	94.0	0.0	± 0.2
Flat	94.0	94.0	0.0	± 0.2

5.2 Time weighting at 1 kHz

Frequency Weighting	Anticipated Value (dB)	Measured Value (dB)	Deviated Value (dB)	Acceptance Limits (dB)
Fast	94.0	94.0	0.0	± 0.1
Slow	94.0	94.0	0.0	± 0.1
Leq	94.0	94.0	0.0	± 0.1

6. Long - term stability

Frequency Weighting	SLM Display at initial (dB)	SLM Display at final (dB)	Deviated Value (dB)	Acceptance Limits (dB)
A - weight	94.0	94.0	0.0	± 0.3

QF-TS12-04-04-020664

T. Petch

Continuation of Calibration Certificate

Cert. No. : ACL23323
Job No. : VC67AC0011
Pages : 6 of 8

7. Level linearity on the reference level range

Anticipated Value (dB)	Measured Value (dB)	Deviated Value (dB)	Acceptance Limits (dB)
137.0	137.0	0.0	± 1.1
136.0	136.0	0.0	± 1.1
135.0	135.0	0.0	± 1.1
134.0	134.0	0.0	± 1.1
133.0	133.0	0.0	± 1.1
132.0	132.0	0.0	± 1.1
131.0	131.0	0.0	± 1.1
129.0	129.0	0.0	± 1.1
124.0	124.0	0.0	± 1.1
119.0	119.0	0.0	± 1.1
114.0	114.0	0.0	± 1.1
109.0	109.0	0.0	± 1.1
104.0	104.0	0.0	± 1.1
99.0	99.0	0.0	± 1.1
94.0	94.0	0.0	± 1.1
89.0	89.0	0.0	± 1.1
84.0	84.0	0.0	± 1.1
79.0	79.0	0.0	± 1.1
74.0	74.0	0.0	± 1.1
69.0	69.0	0.0	± 1.1
64.0	64.0	0.0	± 1.1
59.0	59.0	0.0	± 1.1
54.0	53.9	-0.1	± 1.1
49.0	49.0	0.0	± 1.1
44.0	44.0	0.0	± 1.1
39.0	38.9	-0.1	± 1.1
34.0	33.9	-0.1	± 1.1
30.0	29.9	-0.1	± 1.1
29.0	28.9	-0.1	± 1.1
28.0	27.9	-0.1	± 1.1
27.0	26.8	-0.2	± 1.1
26.0	25.9	-0.1	± 1.1
25.0	24.8	-0.2	± 1.1

QF-TS12-04-04-020664

T. Petch

Continuation of Calibration Certificate

Cert. No. : ACL23323
Job No. : VC67AC0011
Pages : 7 of 8

8. Level linearity including the level range control

Range	Anticipated Value (dB)	Measured Value (dB)	Deviated Value (dB)	Acceptance Limits (dB)
Auto	94.0	94.0	0.0	±1.1

9. Tone burst response

Time Weighting	Tone burst duration, Tb (ms)	Cycle	Anticipated Value (dB)	Measured Value (dB)	Deviated Value (dB)	Acceptance Limits (dB)
Fast	0.25	1	108.0	107.9	-0.1	1.5 ; -5.0
	2	8	117.0	117.0	0.0	1.0 ; -2.5
	200	800	134.0	134.0	0.0	±1.0
Slow	2	8	108.0	108.0	0.0	1.5 ; -5.0
	200	800	127.6	127.6	0.0	±1.0
SEL	0.25	1	99.0	98.9	-0.1	1.5 ; -5.0
	2	8	108.0	108.0	0.0	1.0 ; -2.5
	200	800	128.0	128.0	0.0	±1.0

10. Peak C sound level

Number of cycle in test signal	Anticipated Value (dB)	Measured Value, L _{peak} (dB)	Deviated Value (dB)	Acceptance Limits (dB)
Continuous	133.0	133.0	0.0	±3.0
One	136.4	136.2	-0.2	±3.0

Number of cycle in test signal	Anticipated Value (dB)	Measured Value (dB)	Deviated Value (dB)	Acceptance Limits (dB)
Continuous	133.0	133.0	0.0	±2.0
Positive half cycle	135.4	135.2	-0.2	±2.0
Negative half cycle	135.4	135.2	-0.2	±2.0

QF-TS12-04-04-020664

T. Petch

Continuation of Calibration Certificate

Cert. No. : ACL23323
Job No. : VC67AC0011
Pages : 8 of 8

11. Overload indication

Measured value (dB)		Deviated Value (dB)	Acceptance Limits (dB)
Positive one-half cycle	Negative one-half cycle		
89.6	89.6	0.0	±1.5

12. High level stability

Frequency Weighting	SLM Display at initial (dB)	SLM Display at final (dB)	Deviated Value (dB)	Acceptance Limits (dB)
A - weight	137.0	137.0	0.0	±0.3

The reported uncertainty is based on a standard uncertainty multiplied by coverage factor $k = 2$
or any value following calculation, providing a level of confidence of approximately 95 %

End of Calibration Certificate

QF-TS12-04-04-020664

T. Petch

SITHIPORN ASSOCIATES CO.,LTD. CALIBRATION LABORATORY

451-451/1 Sirinthon Rd.,Bangbunru, Bangplud Bangkok 10700 THAILAND.
Tel:0-2435-8800 Fax:0-2433-1679 e-mail:cal-center@sithiporn.com http://www.sithiporn.com



NSC-TS1-17025
CALIBRATION 0394

Cert. No. : ACL23079
Pages : 1 of 8

Calibration Certificate

Equipment : SOUND LEVEL METER
Manufacturer : RION
Model : NL-42/ Microphone UC-52 / Preamplifier NH-24
Serial No.: 00296516 / 180412 / 88182
ID No.: RYG_FS0433

Condition As Found : GOOD

Customer : ALS LABORATORY GROUP (THAILAND) CO., LTD.
104 PHATTHANAKAN 40, PHATTHANAKAN ROAD,
KHWAENG PHATTHANAKAN, KHET SUAN LUANG,
BANGKOK, 10250 THAILAND.

Location : -
Ambient Temperature : (23.0 ± 3) °C
Pressure : (101.3 ± 3) kPa
Relative Humidity : (50.0 ± 20) %

Received Date : 24 JANUARY 2023
Calibration Date : 25-26 JANUARY 2023
Date of Issue : 27 JANUARY 2023



Calibrated by : Nathakorn Pisutpaisan

Approved by : *T. Petchurai*
(Thanakul Petchurai)

This certificate is issued in accordance with the requirements of ISO/IEC 17025 standard, may not be reproduced other than in full, except with the prior written approval of the head of Calibration Laboratory.

QF-TS12-04-04-020664

SITHIPORN ASSOCIATES CO.,LTD. CALIBRATION LABORATORY

Continuation of Calibration Certificate

Cert. No. : ACL23079
Job No. : VC66AC0031
Pages : 2 of 8

Calibration Procedure : CP-AC-01

Calibration Method :

This equipment was calibrated by based on IEC-61672-3 (2013) Standard for sound level meter (SLM).
The SLM had tests to Acoustical and Electrical signal tests of frequency weighting with Anechoic chamber and Reference Standard Instruments.
For tests results of each items were made by observation of each Instruments display and also with SLM's display.

Condition of this result of calibration :

1. Reference Standard Instruments :

Instrument	Model	Serial No.	Cert. No.	Due Date
Waveform Generator	33210A	MY48017076	EF-0007-22	04-Feb-23
Waveform Generator	33511B	MY52302742	EF-0008-22	04-Feb-23
Digital Multimeter	33461A	MY53220104	EEL_BP_04/0265	09-Feb-23
Digital Multimeter	33461A	MY53220076	EEL_BP_03/0265	09-Feb-23
Digital Multimeter	34461A	MY60024273	EEL_BP_05/0265	09-Feb-23
Programmable Attenuator	MAT-1070	62100114	EF-0009-22	07-Feb-23
Condenser Microphone	4180	2977900	AA-1013-22	24-Feb-23
Measuring Amplifier	NA-42KAI	34560495	AA-3005-22	22-Feb-23

2. This result of calibration was found accurate as shown on date and place of calibration for this calibrated item only.

3. This certificate is traceable to the international system of unit maintained at :

- 3.1 National Institute of Metrology (Thailand).
- 3.2 Thailand Institute of Scientific and Technological Research (TISTR).

QF-TS12-04-04-020664

SITHIPORN ASSOCIATES CO.,LTD. CALIBRATION LABORATORY

Continuation of Calibration Certificate

Cert. No. : ACL23079
Job No. : VC66AC0031
Pages : 3 of 8

Summary of Measurement Result :

Parameter	Pass	Fail	Uncertainty (dB)	Maximum-permitted uncertainty of measurement (dB)
1. Absolute sensitivity	✓	-	0.2	N/A
2. Self-generated noise	✓	-	0.2	N/A
3. Acoustical signal tests of frequency weightings				
125 Hz	✓	-	0.3	0.6
1000 Hz	✓	-	0.3	0.6
8000 Hz	✓	-	0.3	0.7
4. Electrical signal tests of frequency weightings				
For 10 Hz to 4 kHz	✓	-	0.3	0.6
For > 4 kHz to 10 kHz	✓	-	0.3	0.7
For > 10 kHz to 20 kHz	-	-	-	1.0
5. Frequency and time weightings at 1 kHz	✓	-	0.2	0.2
6. Long - term stability	✓	-	0.1	0.1
7. Level linearity on the reference level range	✓	-	0.2	0.3
8. Level linearity including the level range control	✓	-	0.2	0.3
9. Tone burst response	✓	-	0.2	0.3
10. Peak C sound level	✓	-	0.2	0.35
11. Overload indication	✓	-	0.2	0.25
12. High level stability	✓	-	0.1	0.1

QF-TS12-04-04-020664

SITHIPORN ASSOCIATES CO.,LTD. CALIBRATION LABORATORY

Continuation of Calibration Certificate

Cert. No. : ACL23079
Job No. : VC66AC0031
Pages : 4 of 8

Result of calibration :

1. Absolute sensitivity

Reference Acoustic Signal (dB)	Measured Value (dB)	Deviation (dB)	Acceptance Limit (dB)
93.9 (93.95)	93.9	0.0	±0.3

2. Self-generated noise

2.1 Normal test

Measured Value (dB)
14.8

2.2 The microphone of the sound level meter was replaced by electrical signal input device.

Frequency Weighting	Measured value (dB)
A - weight	11.6
C - weight	17.5
Flat	23.3

3. Acoustical signal tests of frequency weightings

Meter free-field acoustic response at a level of 84 dB

Frequency (Hz)	Deviation from various frequency weighting response curve (dB)			
	Flat	C-weight	A-weight	Acceptance Limits
125	0.0	0.1	0.1	± 1.5
1000	-0.1	-0.1	-0.1	± 1.0
8000	0.4	0.5	0.4	± 5.0

QF-TS12-04-04-020664

Continuation of Calibration Certificate

Cert. No. : ACL23079
Job No. : VC66AC0031
Pages : 5 of 8

4. Electrical signal tests of frequency weightings

Weighting network response with relative to 1 kHz.

Frequency (Hz)	Deviation from various frequency weighting response curve (dB)			
	Flat	C-weight	A-weight	Acceptance Limits
63	0.0	-0.1	0.0	±2.0
125	0.0	0.0	0.0	±1.5
250	0.0	0.0	0.0	±1.5
500	0.0	0.0	0.0	±1.5
1000	0.0	0.0	0.0	±1.0
2000	0.0	0.0	0.0	±2.0
4000	0.0	0.0	0.0	±3.0
8000	0.0	0.1	0.1	±5.0

5. Frequency and time weightings at 1 kHz

5.1 Frequency weightings at 1 kHz

Frequency Weighting	Measured Value (dB)	Deviated Value (dB)	Acceptance Limits (dB)
A - weight	94.0	0.0	-
C - weight	94.0	0.0	± 0.2
Flat	94.0	0.0	± 0.2

5.2 Time weighting at 1 kHz

Frequency Weighting	Measured Value (dB)	Deviated Value (dB)	Acceptance Limits (dB)
Fast	94.0	0.0	-
Slow	94.0	0.0	± 0.1
Leq	94.0	0.0	± 0.1

6. Long - term stability

Frequency Weighting	SLM Display at initial (dB)	SLM Display at final (dB)	Deviated Value (dB)	Acceptance Limits (dB)
A - weight	94.0	94.0	0.0	± 0.3

QF-TS12-04-04-020664

T. Petch

Continuation of Calibration Certificate

Cert. No. : ACL23079
Job No. : VC66AC0031
Pages : 6 of 8

7. Level linearity on the reference level range

Anticipated Value (dB)	Measured Value (dB)	Deviated Value (dB)	Acceptance Limits (dB)
137.0	137.0	0.0	± 1.1
136.0	136.0	0.0	± 1.1
135.0	135.0	0.0	± 1.1
134.0	134.0	0.0	± 1.1
133.0	133.0	0.0	± 1.1
132.0	132.0	0.0	± 1.1
131.0	131.0	0.0	± 1.1
129.0	129.0	0.0	± 1.1
124.0	124.0	0.0	± 1.1
119.0	119.0	0.0	± 1.1
114.0	114.0	0.0	± 1.1
109.0	109.0	0.0	± 1.1
104.0	104.0	0.0	± 1.1
99.0	99.0	0.0	± 1.1
94.0	94.0	0.0	± 1.1
89.0	89.0	0.0	± 1.1
84.0	84.0	0.0	± 1.1
79.0	79.0	0.0	± 1.1
74.0	74.0	0.0	± 1.1
69.0	69.0	0.0	± 1.1
64.0	64.0	0.0	± 1.1
59.0	59.0	0.0	± 1.1
54.0	54.0	0.0	± 1.1
49.0	49.0	0.0	± 1.1
44.0	44.0	0.0	± 1.1
39.0	38.9	-0.1	± 1.1
34.0	33.9	-0.1	± 1.1
30.0	29.8	-0.2	± 1.1
29.0	28.8	-0.2	± 1.1
28.0	27.8	-0.2	± 1.1
27.0	26.9	-0.1	± 1.1
26.0	25.8	-0.2	± 1.1
25.0	24.8	-0.2	± 1.1

QF-TS12-04-04-020664

T. Petch

Continuation of Calibration Certificate

Cert. No. : ACL23079
Job No. : VC66AC0031
Pages : 7 of 8

8. Level linearity including the level range control

Range	Anticipated Value (dB)	Measured Value (dB)	Deviated Value (dB)	Acceptance Limits (dB)
Auto	94.0	94.0	0.0	±1.1

9. Tone burst response

Time Weighting	Tone burst duration, Tb (ms)	Cycle	Anticipated Value (dB)	Measured Value (dB)	Deviated Value (dB)	Acceptance Limits (dB)
Fast	0.25	1	108.0	107.9	-0.1	1.5 ; -5.0
	2	8	117.0	117.0	0.0	1.0 ; -2.5
	200	800	134.0	134.1	0.1	±1.0
Slow	2	8	108.0	108.0	0.0	1.5 ; -5.0
	200	800	127.6	127.6	0.0	±1.0
SEL	0.25	1	99.0	98.9	-0.1	1.5 ; -5.0
	2	8	108.0	108.0	0.0	1.0 ; -2.5
	200	800	128.0	128.0	0.0	±1.0

10. Peak C sound level

Number of cycle in test signal	Anticipated Value (dB)	Measured Value, L _{peak} (dB)	Deviated Value (dB)	Acceptance Limits (dB)
Continuous	133.0	133.0	0.0	-
One	136.4	136.3	-0.1	±3.0

Number of cycle in test signal	Anticipated Value (dB)	Measured Value (dB)	Deviated Value (dB)	Acceptance Limits (dB)
Continuous	133.0	133.0	0.0	-
Positive half cycle	135.4	135.2	-0.2	±2.0
Negative half cycle	135.4	135.2	-0.2	±2.0

QF-TS12-04-04-020664

T. Petch

Continuation of Calibration Certificate

Cert. No. : ACL23079
Job No. : VC66AC0031
Pages : 8 of 8

11. Overload indication

Measured value (dB)		Deviated Value (dB)	Acceptance Limits (dB)
Positive one-half cycle	Negative one-half cycle	0.2	±1.5
89.5	89.7		

12. High level stability

Frequency Weighting	SLM Display at initial (dB)	SLM Display at final (dB)	Deviated Value (dB)	Acceptance Limits (dB)
A - weight	137.0	137.0	0.0	±0.3

The reported uncertainty is based on a standard uncertainty multiplied by coverage factor $k = 2$
or any value following calculation, providing a level of confidence of approximately 95 %

End of Calibration Certificate

QF-TS12-04-04-020664

T. Petch

Calibration Certificate

Equipment : SOUND LEVEL METER
Manufacturer : RION
Model : NL-42/ Microphone UC-52 / Preamplifier NH-24
Serial No.: 01073423 / 169513 / 73684
ID No.: RYG_FS0386

Condition As Found : GOOD

Customer : ALS LABORATORY GROUP (THAILAND) CO., LTD.
104 PHATTHANAKAN 40, PHATTHANAKAN ROAD,
KHWAENG PHATTHANAKAN, KHET SUAN LUANG,
BANGKOK, 10250 THAILAND.

Location : -
Ambient Temperature : (23.0 ± 3) °C
Pressure : (101.3 ± 3) kPa
Relative Humidity : (50.0 ± 20) %

Received Date : 11 OCTOBER 2023
Calibration Date : 19-20 OCTOBER 2023
Date of Issue : 24 OCTOBER 2023

Calibrated by : Nathakorn Pisutpaisan

Approved by :

T. Petchurai
(Thanakul Petchurai)

This certificate is issued in accordance with the requirements of ISO/IEC 17025 standard, may not be reproduced
other than in full, except with the prior written approval of the head of Calibration Laboratory.

QF-TS12-04-04-020664

Calibration Procedure : CP-AC-01

Calibration Method :

This equipment was calibrated by based on IEC-61672-3 (2013) Standard for sound level meter (SLM).
The SLM had tests to Acoustical and Electrical signal tests of frequency weighting with Anechoic chamber and Reference
Standard Instruments.
For tests results of each items were made by observation of each Instruments display and also with SLM's display.

Condition of this result of calibration :

1. Reference Standard Instruments :

Instrument	Model	Serial No.	Cert. No.	Due Date
Waveform Generator	33210A	MY48017076	EF-0009-23	07-FEB-24
Waveform Generator	33511B	MY52302742	EF-0010-23	07-FEB-24
Digital Multimeter	33461A	MY53220104	EEL-BP 30/0266	13-FEB-24
Digital Multimeter	33461A	MY53220076	EEL-BP 29/0266	13-FEB-24
Digital Multimeter	34461A	MY60024273	EEL-BP 31/0266	14-FEB-24
Programmable Attenuator	MAT-1070	62100114	EF-0011-23	08-FEB-24
Condenser Microphone	4180	2977900	AA-1001-23	14-FEB-24
Measuring Amplifier	NA-42KAJ	34560495	AA-3002-23	14-FEB-24

2. This result of calibration was found accurate as shown on date and place of calibration for this calibrated item only.

3. This certificate is traceable to the international system of unit maintained at :

- 3.1 National Institute of Metrology (Thailand).
3.2 Thailand Institute of Scientific and Technological Research (TISTR).

QF-TS12-04-04-020664

Summary of Measurement Result :

Parameter	Pass	Fail	Uncertainty (dB)	Maximum-permitted uncertainty of measurement (dB)
1. Absolute sensitivity	✓	-	0.2	N/A
2. Self-generated noise	✓	-	0.2	N/A
3. Acoustical signal tests of frequency weightings				
125 Hz	✓	-	0.3	0.6
1000 Hz	✓	-	0.3	0.6
8000 Hz	✓	-	0.3	0.7
4. Electrical signal tests of frequency weightings				
For 10 Hz to 4 kHz	✓	-	0.3	0.6
For > 4 kHz to 10 kHz	✓	-	0.3	0.7
For > 10 kHz to 20 kHz	-	-	-	1.0
5. Frequency and time weightings at 1 kHz	✓	-	0.2	0.2
6. Long-term stability	✓	-	0.1	0.1
7. Level linearity on the reference level range	✓	-	0.2	0.3
8. Level linearity including the level range control	✓	-	0.2	0.3
9. Tone burst response	✓	-	0.2	0.3
10. Peak C sound level	✓	-	0.2	0.35
11. Overload indication	✓	-	0.2	0.25
12. High level stability	✓	-	0.1	0.1

Note : Pass/Fail evaluation for each parameter,
will be considered together from the acceptance limit and the Maximum-permitted uncertainty of measurement.

QF-TS12-04-04-020664

Result of calibration :

1. Absolute sensitivity

Reference Acoustic Signal (dB)	Measured Value (dB)	Deviation (dB)	Acceptance Limit (dB)
93.9 (93.98)	93.9	0.0	±0.3

2. Self-generated noise

2.1 Normal test

Measured Value (dB)
15.4

2.2 The microphone of the sound level meter was replaced by electrical signal input device:

Frequency Weighting	Measured value (dB)
A-weight	13.1
C-weight	18.8
Flat	24.6

3. Acoustical signal tests of frequency weightings

Meter free-field acoustic response at a level of 84 dB

Frequency (Hz)	Deviation from various frequency weighting response curve (dB)			
	Flat	C-weight	A-weight	Acceptance Limits
125	0.2	0.2	0.2	± 1.5
1000	0.0	0.0	0.0	± 1.0
8000	1.6	1.7	1.6	±5.0

QF-TS12-04-04-020664

Continuation of Calibration Certificate

Cert. No. : ACL23325
Job No. : VC67AC0011
Pages : 5 of 8

4. Electrical signal tests of frequency weightings

Weighting network response with relative to 1 kHz:

Frequency (Hz)	Deviation from various frequency weighting response curve (dB)			
	Flat	C-weight	A-weight	Acceptance Limits
63	0.0	0.0	-0.1	±2.0
125	0.0	0.0	0.0	±1.5
250	0.0	0.0	0.0	±1.5
500	0.0	0.0	0.0	±1.5
1000	0.0	0.0	0.0	±1.0
2000	0.0	0.0	0.0	±2.0
4000	0.0	0.0	0.0	±3.0
8000	0.0	0.1	0.1	±5.0

5. Frequency and time weightings at 1 kHz

5.1 Frequency weightings at 1 kHz

Frequency Weighting	Anticipated Value (dB)	Measured Value (dB)	Deviated Value (dB)	Acceptance Limits (dB)
A - weight	94.0	94.0	0.0	± 0.2
C - weight	94.0	94.0	0.0	± 0.2
Flat	94.0	94.0	0.0	± 0.2

5.2 Time weighting at 1 kHz

Frequency Weighting	Anticipated Value (dB)	Measured Value (dB)	Deviated Value (dB)	Acceptance Limits (dB)
Fast	94.0	94.0	0.0	± 0.1
Slow	94.0	94.0	0.0	± 0.1
Lcq	94.0	94.0	0.0	± 0.1

6. Long - term stability

Frequency Weighting	SLM Display at initial (dB)	SLM Display at final (dB)	Deviated Value (dB)	Acceptance Limits (dB)
A - weight	94.0	94.0	0.0	± 0.3

QF-TS12-04-04-020664

T. P. T. H.

Continuation of Calibration Certificate

Cert. No. : ACL23325
Job No. : VC67AC0011
Pages : 6 of 8

7. Level linearity on the reference level range

Anticipated Value (dB)	Measured Value (dB)	Deviated Value (dB)	Acceptance Limits (dB)
137.0	137.0	0.0	± 1.1
136.0	136.0	0.0	± 1.1
135.0	135.0	0.0	± 1.1
134.0	134.0	0.0	± 1.1
133.0	133.0	0.0	± 1.1
132.0	132.0	0.0	± 1.1
131.0	131.0	0.0	± 1.1
129.0	129.0	0.0	± 1.1
124.0	124.0	0.0	± 1.1
119.0	119.0	0.0	± 1.1
114.0	114.0	0.0	± 1.1
109.0	109.0	0.0	± 1.1
104.0	104.0	0.0	± 1.1
99.0	99.0	0.0	± 1.1
94.0	94.0	0.0	± 1.1
89.0	89.0	0.0	± 1.1
84.0	84.0	0.0	± 1.1
79.0	79.0	0.0	± 1.1
74.0	74.0	0.0	± 1.1
69.0	69.0	0.0	± 1.1
64.0	64.0	0.0	± 1.1
59.0	59.0	0.0	± 1.1
54.0	53.9	-0.1	± 1.1
49.0	49.0	0.0	± 1.1
44.0	43.9	-0.1	± 1.1
39.0	38.9	-0.1	± 1.1
34.0	33.9	-0.1	± 1.1
30.0	29.9	-0.1	± 1.1
29.0	28.9	-0.1	± 1.1
28.0	27.9	-0.1	± 1.1
27.0	26.9	-0.1	± 1.1
26.0	25.9	-0.1	± 1.1
25.0	24.8	-0.2	± 1.1

QF-TS12-04-04-020664

T. P. T. H.

Continuation of Calibration Certificate

Cert. No. : ACL23325
Job No. : VC67AC0011
Pages : 7 of 8

8. Level linearity including the level range control

Range	Anticipated Value (dB)	Measured Value (dB)	Deviated Value (dB)	Acceptance Limits (dB)
Auto	94.0	94.0	0.0	±1.1

9. Tone burst response

Time Weighting	Tone burst duration, Tb (ms)	Cycle	Anticipated Value (dB)	Measured Value (dB)	Deviated Value (dB)	Acceptance Limits (dB)
Fast	0.25	1	108.0	107.9	-0.1	1.5 ; -5.0
	2	8	117.0	117.0	0.0	1.0 ; -2.5
	200	800	134.0	134.0	0.0	±1.0
Slow	2	8	108.0	108.0	0.0	1.5 ; -5.0
	200	800	127.6	127.6	0.0	±1.0
	0.25	1	99.0	98.9	-0.1	1.5 ; -5.0
SEL	2	8	108.0	108.0	0.0	1.0 ; -2.5
	200	800	128.0	128.0	0.0	±1.0

10. Peak C sound level

Number of cycle in test signal	Anticipated Value (dB)	Measured Value, L _{peak} (dB)	Deviated Value (dB)	Acceptance Limits (dB)
Continuous	133.0	133.0	0.0	±3.0
One	136.4	136.1	-0.3	±3.0

Number of cycle in test signal	Anticipated Value (dB)	Measured Value (dB)	Deviated Value (dB)	Acceptance Limits (dB)
Continuous	133.0	133.0	0.0	±2.0
Positive half cycle	135.4	135.2	-0.2	±2.0
Negative half cycle	135.4	135.2	-0.2	±2.0

QF-TS12-04-04-020664

T. P. T. H.

Continuation of Calibration Certificate

Cert. No. : ACL23325
Job No. : VC67AC0011
Pages : 8 of 8

11. Overload indication

Measured value (dB)		Deviated Value (dB)	Acceptance Limits (dB)
Positive one-half cycle	Negative one-half cycle		
89.6	89.6	0.0	±1.5

12. High level stability

Frequency Weighting	SLM Display at initial (dB)	SLM Display at final (dB)	Deviated Value (dB)	Acceptance Limits (dB)
A - weight	137.0	137.0	0.0	±0.3

The reported uncertainty is based on a standard uncertainty multiplied by coverage factor $k = 2$
or any value following calculation, providing a level of confidence of approximately 95 %

End of Calibration Certificate

QF-TS12-04-04-020664

T. P. T. H.

Cert. No. : ACL23324
Pages : 1 of 8

Calibration Certificate

Equipment : SOUND LEVEL METER
Manufacturer : RION
Model : NL-42/ Microphone UC-52 / Preamplifier NH-24
Serial No. : 00873109 / 171842 / 73485
ID No. : RYG_FS0384

Condition As Found : GOOD

Customer : ALS LABORATORY GROUP (THAILAND) CO., LTD.
104 PHATTHANAKAN 40, PHATTHANAKAN ROAD,
KHAENG PHATTHANAKAN, KHET SUAN LUANG,
BANGKOK, 10250 THAILAND.

Location :
Ambient Temperature : (23.0 ± 3) °C
Pressure : (101.3 ± 3) kPa
Relative Humidity : (50.0 ± 20) %

Received Date : 11 OCTOBER 2023
Calibration Date : 19-20 OCTOBER 2023
Date of Issue : 24 OCTOBER 2023

VIEW BY: *Nathakorn P.*
APPROVED BY: *T. Petchurai*
NEXT CAL. DATE: 19/10/24

Calibrated by : Nathakorn Pisutpaisan

Approved by :

T. Petchurai
(Thanakul Petchurai)

This certificate is issued in accordance with the requirements of ISO/IEC 17025 standard, may not be reproduced
other than in full, except with the prior written approval of the head of Calibration Laboratory.

QP-TS12-04-04-020664

Cert. No. : ACL23324
Job No. : VC67AC0011
Pages : 2 of 8

Calibration Procedure : CP-AC-01

Calibration Method :

This equipment was calibrated by based on IEC-61672-3 (2013) Standard for sound level meter (SLM).
The SLM had tests to Acoustical and Electrical signal tests of frequency weighting with Anechoic chamber and Reference
Standard Instruments.

For tests results of each items were made by observation of each Instruments display and also with SLM's display.

Condition of this result of calibration :

1. Reference Standard Instruments :

Instrument	Model	Serial No.	Cert. No.	Due Date
Waveform Generator	33210A	MY48017076	EF-0009-23	07-FEB-24
Waveform Generator	33511B	MY52302742	EF-0010-23	07-FEB-24
Digital Multimeter	33461A	MY53220104	EEL-BP 30/0266	13-FEB-24
Digital Multimeter	33461A	MY53220076	EEL-BP 29/0266	13-FEB-24
Digital Multimeter	34461A	MY60024273	EEL-BP 31/0266	14-FEB-24
Programmable Attenuator	MAT-1070	62100114	EF-0011-23	08-FEB-24
Condenser Microphone	4180	2977900	AA-1001-23	14-FEB-24
Measuring Amplifier	NA-42KAI	34560495	AA-3002-23	14-FEB-24

2. This result of calibration was found accurate as shown on date and place of calibration for this calibrated item only.

3. This certificate is traceable to the international system of unit maintained at :

3.1 National Institute of Metrology (Thailand).

3.2 Thailand Institute of Scientific and Technological Research (TISTR).

QP-TS12-04-04-020664

*T. Petchurai*Cert. No. : ACL23324
Job No. : VC67AC0011
Pages : 3 of 8

Summary of Measurement Result :

Parameter	Pass	Fail	Uncertainty (dB)	Maximum-permitted uncertainty of measurement (dB)
1. Absolute sensitivity	✓	-	0.2	N/A
2. Self-generated noise	✓	-	0.2	N/A
3. Acoustical signal tests of frequency weightings				
125 Hz	✓	-	0.3	0.6
1000 Hz	✓	-	0.3	0.6
8000 Hz	✓	-	0.3	0.7
4. Electrical signal tests of frequency weightings				
For 10 Hz to 4 kHz	✓	-	0.3	0.6
For > 4 kHz to 10 kHz	✓	-	0.3	0.7
For > 10 kHz to 20 kHz	-	-	-	1.0
5. Frequency and time weightings at 1 kHz	✓	-	0.2	0.2
6. Long - term stability	✓	-	0.1	0.1
7. Level linearity on the reference level range	✓	-	0.2	0.3
8. Level linearity including the level range control	✓	-	0.2	0.3
9. Tone burst response	✓	-	0.2	0.3
10. Peak C sound level	✓	-	0.2	0.35
11. Overload indication	✓	-	0.2	0.25
12. High level stability	✓	-	0.1	0.1

Note : Pass/Fail evaluation for each parameter,
will be considered together from the acceptance limit and the Maximum-permitted uncertainty of measurement.

QP-TS12-04-04-020664

*T. Petchurai*Cert. No. : ACL23324
Job No. : VC67AC0011
Pages : 4 of 8

Result of calibration :

1. Absolute sensitivity

Reference Acoustic Signal (dB)	Measured Value (dB)	Deviation (dB)	Acceptance Limit (dB)
93.9 (93.98)	93.9	0.0	±0.3

2. Self-generated noise

2.1 Normal test

Measured Value (dB)
16.8

2.2 The microphone of the sound level meter was replaced by electrical signal input device.

Frequency Weighting	Measured value (dB)
A - weight	11.3
C - weight	17.5
Flat	23.1

3. Acoustical signal tests of frequency weightings

Meter free-field acoustic response at a level of 84 dB

Frequency (Hz)	Deviation from various frequency weighting response curve (dB)			
	Flat	C-weight	A-weight	Acceptance Limits
125	0.4	0.4	0.5	± 1.5
1000	0.0	0.0	0.0	± 1.0
8000	-1.2	-1.1	-1.1	±5.0

QP-TS12-04-04-020664

T. Petchurai

Continuation of Calibration Certificate

Cert. No. : ACL23324
Job No. : VC67AC0011
Pages : 5 of 8

4. Electrical signal tests of frequency weightings

Weighting network response with relative to 1 kHz.

Frequency (Hz)	Deviation from various frequency weighting response curve (dB)			
	Flat	C-weight	A-weight	Acceptance Limits
63	-0.1	0.0	-0.1	±2.0
125	0.0	0.0	0.0	±1.5
250	0.0	0.0	0.0	±1.5
500	0.0	0.0	0.0	±1.5
1000	0.0	0.0	0.0	±1.0
2000	0.0	0.0	0.0	±2.0
4000	0.0	0.0	0.0	±3.0
8000	0.0	0.1	0.1	±5.0

5. Frequency and time weightings at 1 kHz

5.1 Frequency weightings at 1 kHz

Frequency Weighting	Anticipated Value (dB)	Measured Value (dB)	Deviated Value (dB)	Acceptance Limits (dB)
A - weight	94.0	94.0	0.0	± 0.2
C - weight	94.0	94.0	0.0	± 0.2
Flat	94.0	94.0	0.0	± 0.2

5.2 Time weighting at 1 kHz

Frequency Weighting	Anticipated Value (dB)	Measured Value (dB)	Deviated Value (dB)	Acceptance Limits (dB)
Fast	94.0	94.0	0.0	± 0.1
Slow	94.0	94.0	0.0	± 0.1
Leq	94.0	94.0	0.0	± 0.1

6. Long - term stability

Frequency Weighting	SLM Display at initial (dB)	SLM Display at final (dB)	Deviated Value (dB)	Acceptance Limits (dB)
A - weight	94.0	94.0	0.0	± 0.3

QF-TS12-04-04-020664

T. Petch

Continuation of Calibration Certificate

Cert. No. : ACL23324
Job No. : VC67AC0011
Pages : 6 of 8

7. Level linearity on the reference level range

Anticipated Value (dB)	Measured Value (dB)	Deviated Value (dB)	Acceptance Limits (dB)
137.0	137.0	0.0	± 1.1
136.0	136.0	0.0	± 1.1
135.0	135.0	0.0	± 1.1
134.0	134.0	0.0	± 1.1
133.0	133.0	0.0	± 1.1
132.0	132.0	0.0	± 1.1
131.0	131.0	0.0	± 1.1
129.0	129.0	0.0	± 1.1
124.0	124.0	0.0	± 1.1
119.0	119.0	0.0	± 1.1
114.0	114.0	0.0	± 1.1
109.0	109.0	0.0	± 1.1
104.0	104.0	0.0	± 1.1
99.0	99.0	0.0	± 1.1
94.0	94.0	0.0	± 1.1
89.0	89.0	0.0	± 1.1
84.0	84.0	0.0	± 1.1
79.0	79.0	0.0	± 1.1
74.0	74.0	0.0	± 1.1
69.0	69.0	0.0	± 1.1
64.0	64.0	0.0	± 1.1
59.0	59.0	0.0	± 1.1
54.0	53.9	-0.1	± 1.1
49.0	49.0	0.0	± 1.1
44.0	43.9	-0.1	± 1.1
39.0	38.9	-0.1	± 1.1
34.0	34.0	0.0	± 1.1
30.0	29.9	-0.1	± 1.1
29.0	28.9	-0.1	± 1.1
28.0	27.9	-0.1	± 1.1
27.0	26.9	-0.1	± 1.1
26.0	25.8	-0.2	± 1.1
25.0	24.9	-0.1	± 1.1

QF-TS12-04-04-020664

T. Petch

Continuation of Calibration Certificate

Cert. No. : ACL23324
Job No. : VC67AC0011
Pages : 7 of 8

8. Level linearity including the level range control

Range	Anticipated Value (dB)	Measured Value (dB)	Deviated Value (dB)	Acceptance Limits (dB)
Auto	94.0	94.0	0.0	±1.1

9. Tone burst response

Time Weighting	Tone burst duration, Tb (ms)	Cycle	Anticipated Value (dB)	Measured Value (dB)	Deviated Value (dB)	Acceptance Limits (dB)
Fast	0.25	1	108.0	107.9	-0.1	1.5 ; -5.0
	2	8	117.0	117.0	0.0	1.0 ; -2.5
	200	800	134.0	134.0	0.0	±1.0
Slow	2	8	108.0	108.0	0.0	1.5 ; -5.0
	200	800	127.6	127.6	0.0	±1.0
SEL	0.25	1	99.0	98.9	-0.1	1.5 ; -5.0
	2	8	108.0	108.0	0.0	1.0 ; -2.5
	200	800	128.0	128.0	0.0	±1.0

10. Peak C sound level

Number of cycle in test signal	Anticipated Value (dB)	Measured Value, L _{peak} (dB)	Deviated Value (dB)	Acceptance Limits (dB)
Continuous	133.0	133.0	0.0	±3.0
One	136.4	135.8	-0.6	±3.0

Number of cycle in test signal	Anticipated Value (dB)	Measured Value (dB)	Deviated Value (dB)	Acceptance Limits (dB)
Continuous	133.0	133.0	0.0	±2.0
Positive half cycle	135.4	135.2	-0.2	±2.0
Negative half cycle	135.4	135.2	-0.2	±2.0

QF-TS12-04-04-020664

T. Petch

Continuation of Calibration Certificate

Cert. No. : ACL23324
Job No. : VC67AC0011
Pages : 8 of 8

11. Overload indication

Measured value (dB)		Deviated Value (dB)	Acceptance Limits (dB)
Positive one-half cycle	Negative one-half cycle		
89.7	89.6	-0.1	±1.5

12. High level stability

Frequency Weighting	SLM Display at initial (dB)	SLM Display at final (dB)	Deviated Value (dB)	Acceptance Limits (dB)
A - weight	137.0	137.0	0.0	±0.3

The reported uncertainty is based on a standard uncertainty multiplied by coverage factor $k = 2$
or any value following calculation, providing a level of confidence of approximately 95 %

End of Calibration Certificate

QF-TS12-04-04-020664

T. Petch

SITHIPORN ASSOCIATES CO.,LTD. CALIBRATION LABORATORY

451-451/1 Sirinthon Rd.,Bangbunru, Bangplud Bangkok 10700 THAILAND.
Tel:0-2435-8800 Fax:0-2433-1679 e-mail:cal-center@sithiporn.com http://www.sithiporn.com



Cert. No. : ACL23083
Pages : 1 of 8

Calibration Certificate

Equipment : SOUND LEVEL METER
Manufacturer : RION
Model : NL-42/ Microphone UC-52 / Preamplifier NH-24
Serial No.: 00734225 / 157777 / 22653
ID No.: RYG_FS0030

Condition As Found : GOOD

Customer : ALS LABORATORY GROUP (THAILAND) CO., LTD.
104 PHATTHANAKAN 40, PHATTHANAKAN ROAD,
KHWAENG PHATTHANAKAN, KHET SUAN LUANG,
BANGKOK, 10250 THAILAND.

Location : -
Ambient Temperature : (23.0 ± 3) °C
Pressure : (101.3 ± 3) kPa
Relative Humidity : (50.0 ± 20) %

Received Date : 24 JANUARY 2023
Calibration Date : 25-26 JANUARY 2023
Date of Issue : 27 JANUARY 2023

Calibrated by : Nathakorn Pisutpaisan

Approved by :

T. Petchurai
(Thanakul Petchurai)

This certificate is issued in accordance with the requirements of ISO/IEC 17025 standard, may not be reproduced other than in full, except with the prior written approval of the head of Calibration Laboratory.

QF-TS12-04-04-020664

SITHIPORN ASSOCIATES CO.,LTD. CALIBRATION LABORATORY

Continuation of Calibration Certificate

Cert. No. : ACL23083
Job No. : VC66AC0031
Pages : 2 of 8

Calibration Procedure : CP-AC-01

Calibration Method :

This equipment was calibrated by based on IEC-61672-3 (2013) Standard for sound level meter (SLM).
The SLM had tests to Acoustical and Electrical signal tests of frequency weighting with Anechoic chamber and Reference Standard Instruments.
For tests results of each items were made by observation of each Instruments display and also with SLM's display.

Condition of this result of calibration :

1. Reference Standard Instruments :

Instrument	Model	Serial No.	Cert. No.	Due Date
Waveform Generator	33210A	MY48017076	EF-0007-22	04-Feb-23
Waveform Generator	33511B	MY52302742	EF-0008-22	04-Feb-23
Digital Multimeter	33461A	MY53220104	EEL-BP_04/0265	09-Feb-23
Digital Multimeter	33461A	MY53220076	EEL-BP_03/0265	09-Feb-23
Digital Multimeter	34461A	MY60024273	EEL-BP_05/0265	09-Feb-23
Programmable Attenuator	MAT-1070	62100114	EF-0009-22	07-Feb-23
Condenser Microphone	4180	2977900	AA-1013-22	24-Feb-23
Measuring Amplifier	NA-42KAI	34560495	AA-3005-22	22-Feb-23

2. This result of calibration was found accurate as shown on date and place of calibration for this calibrated item only.

3. This certificate is traceable to the international system of unit maintained at :

- 3.1 National Institute of Metrology (Thailand).
- 3.2 Thailand Institute of Scientific and Technological Research (TISTR).

QF-TS12-04-04-020664

SITHIPORN ASSOCIATES CO.,LTD. CALIBRATION LABORATORY

Continuation of Calibration Certificate

Cert. No. : ACL23083
Job No. : VC66AC0031
Pages : 3 of 8

Summary of Measurement Result :

Parameter	Pass	Fail	Uncertainty (dB)	Maximum-permitted uncertainty of measurement (dB)
1. Absolute sensitivity	✓	-	0.2	N/A
2. Self-generated noise	✓	-	0.2	N/A
3. Acoustical signal tests of frequency weightings				
125 Hz	✓	-	0.3	0.6
1000 Hz	✓	-	0.3	0.6
8000 Hz	✓	-	0.3	0.7
4. Electrical signal tests of frequency weightings				
For 10 Hz to 4 kHz	✓	-	0.3	0.6
For ≥ 4 kHz to 10 kHz	✓	-	0.3	0.7
For > 10 kHz to 20 kHz	-	-	-	1.0
5. Frequency and time weightings at 1 kHz	✓	-	0.2	0.2
6. Long-term stability	✓	-	0.1	0.1
7. Level linearity on the reference level range	✓	-	0.2	0.3
8. Level linearity including the level range control	✓	-	0.2	0.3
9. Tone burst response	✓	-	0.2	0.3
10. Peak C sound level	✓	-	0.2	0.35
11. Overload indication	✓	-	0.2	0.25
12. High level stability	✓	-	0.1	0.1

QF-TS12-04-04-020664

SITHIPORN ASSOCIATES CO.,LTD. CALIBRATION LABORATORY

Continuation of Calibration Certificate

Cert. No. : ACL23083
Job No. : VC66AC0031
Pages : 4 of 8

Result of calibration :

1. Absolute sensitivity

Reference Acoustic Signal (dB)	Measured Value (dB)	Deviation (dB)	Acceptance Limit (dB)
93.9 (93.95)	93.9	0.0	±0.3

2. Self-generated noise

2.1 Normal test

Measured Value (dB)
19.1

2.2 The microphone of the sound level meter was replaced by electrical signal input device.

Frequency Weighting	Measured value (dB)
A-weight	13.1
C-weight	19.1
Flat	24.9

3. Acoustical signal tests of frequency weightings

Meter free-field acoustic response at a level of 84 dB

Frequency (Hz)	Deviation from various frequency weighting response curve (dB)			
	Flat	C-weight	A-weight	Acceptance Limits
125	0.3	0.3	0.3	±1.5
1000	0.0	0.0	0.0	±1.0
8000	-1.1	-1.1	-1.0	±5.0

QF-TS12-04-04-020664

Continuation of Calibration Certificate

Cert. No. : ACL23083
Job No. : VC66AC0031
Pages : 5 of 8

4. Electrical signal tests of frequency weightings

Weighting network response with relative to 1 kHz

Frequency (Hz)	Deviation from various frequency weighting response curve (dB)			
	Flat	C-weight	A-weight	Acceptance Limits
63	0.0	-0.1	0.0	±2.0
125	0.0	0.0	0.0	±1.5
250	0.0	0.0	0.0	±1.5
500	0.0	0.1	0.0	±1.5
1000	0.0	0.0	0.0	±1.0
2000	0.0	0.1	0.0	±2.0
4000	0.0	0.0	0.0	±3.0
8000	0.0	0.1	0.1	±5.0

5. Frequency and time weightings at 1 kHz

5.1 Frequency weightings at 1 kHz

Frequency Weighting	Measured Value (dB)	Deviated Value (dB)	Acceptance Limits (dB)
A - weight	94.0	0.0	-
C - weight	94.0	0.0	± 0.2
Flat	94.0	0.0	± 0.2

5.2 Time weighting at 1 kHz

Frequency Weighting	Measured Value (dB)	Deviated Value (dB)	Acceptance Limits (dB)
Fast	94.0	0.0	-
Slow	94.0	0.0	± 0.1
Leq	94.0	0.0	± 0.1

6. Long - term stability

Frequency Weighting	SLM Display at initial (dB)	SLM Display at final (dB)	Deviated Value (dB)	Acceptance Limits (dB)
A - weight	94.0	94.1	0.1	± 0.3

QF-TS12-04-04-020664

T. Petch.

Continuation of Calibration Certificate

Cert. No. : ACL23083
Job No. : VC66AC0031
Pages : 6 of 8

7. Level linearity on the reference level range

Anticipated Value (dB)	Measured Value (dB)	Deviated Value (dB)	Acceptance Limits (dB)
137.0	137.0	0.0	± 1.1
136.0	136.0	0.0	± 1.1
135.0	135.0	0.0	± 1.1
134.0	134.0	0.0	± 1.1
133.0	133.0	0.0	± 1.1
132.0	132.0	0.0	± 1.1
131.0	131.0	0.0	± 1.1
129.0	129.0	0.0	± 1.1
124.0	124.0	0.0	± 1.1
119.0	119.0	0.0	± 1.1
114.0	114.0	0.0	± 1.1
109.0	109.0	0.0	± 1.1
104.0	104.0	0.0	± 1.1
99.0	99.0	0.0	± 1.1
94.0	94.0	0.0	± 1.1
89.0	89.0	0.0	± 1.1
84.0	84.0	0.0	± 1.1
79.0	79.0	0.0	± 1.1
74.0	74.0	0.0	± 1.1
69.0	69.0	0.0	± 1.1
64.0	64.0	0.0	± 1.1
59.0	59.0	0.0	± 1.1
54.0	54.0	0.0	± 1.1
49.0	49.0	0.0	± 1.1
44.0	44.0	0.0	± 1.1
39.0	38.9	-0.1	± 1.1
34.0	34.0	0.0	± 1.1
30.0	29.9	-0.1	± 1.1
29.0	28.9	-0.1	± 1.1
28.0	27.9	-0.1	± 1.1
27.0	26.9	-0.1	± 1.1
26.0	25.9	-0.1	± 1.1
25.0	24.9	-0.1	± 1.1

QF-TS12-04-04-020664

T. Petch.

Continuation of Calibration Certificate

Cert. No. : ACL23083
Job No. : VC66AC0031
Pages : 7 of 8

8. Level linearity including the level range control

Range	Anticipated Value (dB)	Measured Value (dB)	Deviated Value (dB)	Acceptance Limits (dB)
Auto	94.0	94.0	0.0	±1.1

9. Tone burst response

Time Weighting	Tone burst duration, Tb (ms)	Cycle	Anticipated Value (dB)	Measured Value (dB)	Deviated Value (dB)	Acceptance Limits (dB)
Fast	0.25	1	108.0	107.9	-0.1	1.5 ; -5.0
	2	8	117.0	117.0	0.0	1.0 ; -2.5
	200	800	134.0	134.1	0.1	±1.0
Slow	2	8	108.0	108.0	0.0	1.5 ; -5.0
	200	800	127.6	127.6	0.0	±1.0
SEL	0.25	1	99.0	98.9	-0.1	1.5 ; -5.0
	2	8	108.0	108.0	0.0	1.0 ; -2.5
	200	800	128.0	128.1	0.1	±1.0

10. Peak C sound level

Number of cycle in test signal	Anticipated Value (dB)	Measured Value, L _{peak} (dB)	Deviated Value (dB)	Acceptance Limits (dB)
Continuous	133.0	133.0	0.0	-
One	136.4	136.0	-0.4	±3.0

Number of cycle in test signal	Anticipated Value (dB)	Measured Value (dB)	Deviated Value (dB)	Acceptance Limits (dB)
Continuous	133.0	133.1	0.1	-
Positive half cycle	135.4	135.2	-0.2	±2.0
Negative half cycle	135.4	135.2	-0.2	±2.0

QF-TS12-04-04-020664

T. Petch.

Continuation of Calibration Certificate

Cert. No. : ACL23083
Job No. : VC66AC0031
Pages : 8 of 8

11. Overload indication

Measured value (dB)		Deviated Value (dB)	Acceptance Limits (dB)
Positive one-half cycle	Negative one-half cycle		
89.6	89.6	0.0	±1.5

12. High level stability

Frequency Weighting	SLM Display at initial (dB)	SLM Display at final (dB)	Deviated Value (dB)	Acceptance Limits (dB)
A - weight	137.0	137.1	-0.1	±0.3

The reported uncertainty is based on a standard uncertainty multiplied by coverage factor $k = 2$
or any value following calculation, providing a level of confidence of approximately 95 %

End of Calibration Certificate

QF-TS12-04-04-020664

T. Petch.

CERTIFICATE OF CALIBRATION

ISSUED BY: Cirrus Research plc
DATE OF ISSUE: 05 January 2023
CERTIFICATE NUMBER: 185460

REVIEW BY: *Almakem P*
APPROVED BY: *SA*
NEXT CAL DATE: 5/1/24

Page 1 of 1

Test engineer: Terry Goodrich
Electronically signed: *T. A. Goodrich*

Cirrus Research plc
Acoustic House
Bridlington Road
Hunmanby
North Yorkshire
YO14 0PH
United Kingdom

doseBadge Reader

Instrument
Manufacturer: Cirrus Research plc
Model Number: RC:110A
Serial Number: 89107
Notes:

Calibration Procedure

The tests were carried out in accordance with the requirements of IEC 60942:2003 where applicable.

Date of Calibration: 05 January 2023

Functionality Results

Function	Result
Keypad	Pass
Battery Power	Pass
Display	Pass
Communication	Pass
2 way IR link	Pass
Clock	Pass

Calibration Results

	Level (dB)	Frequency (Hz)	Distortion (% THD + Noise)
Result	113.97	1002.2	0.13
Uncertainty	± 0.11	± 0.14	± 0.10
Tolerances	± 0.60	± 2.00	± 4.00

No adjustments were made during this calibration.

Environmental Conditions

Pressure: 100.38 kPa
Temperature: 23.6 °C
Humidity: 41.7 %

Notes

This certificate provides traceability of measurement to the SI system of units and/or to units of measurement realised at the National Physical Laboratory or other recognised national metrology institutes. This certificate may not be reproduced other than in full, except with the prior written approval of the issuing laboratory. The results within this certificate relate only to the items calibrated. The reported expanded uncertainty is based on a standard uncertainty multiplied by a coverage factor k=2, providing a coverage probability of approximately 95%.

CERTIFICATE OF CALIBRATION

ISSUED BY: Cirrus Research
DATE OF ISSUE: 18 August 2023
CERTIFICATE NUMBER: 197597

REVIEW BY: *Almakem P*
APPROVED BY: *SA*
NEXT CAL DATE: 18/8/24

Page 1 of 2

Approved signatory: R.Thomas
Electronically signed: *R Thomas*

Cirrus Research
Acoustic House
Bridlington Road
Hunmanby
North Yorkshire
YO14 0PH
United Kingdom

doseBadge Reader : IEC 60942:2003

Instrument Information

Manufacturer: Cirrus Research plc
Model: RC:110A
Serial number: 76062
Class: 2

Test summary

Date of calibration: 18 August 2023

The doseBadge reader detailed above has been calibrated to the published data as described in the operating manual and in the half-inch configuration. The procedures and techniques used are as described in IEC60942_2003 Annex B – Periodic Tests and three determinations of the sound pressure level, frequency and total distortion were made.

The sound pressure level was measured using a WS2F condenser microphone type MK224 manufactured by Cirrus Research plc.

The results have been corrected to the reference pressure of 101.33 kPa using the manufacturer's data.

The doseBadge Reader has been shown to conform to the Class 2 requirements for periodic testing, described in Annex B of IEC 60942:2003 for the sound pressure level(s) and frequency(ies) stated, for the environmental conditions under which the tests were performed.

However, as public evidence was not available, from a testing organisation responsible for pattern approval, to demonstrate that the model of doseBadge Reader conformed to the requirements for pattern evaluation described in Annex A of IEC 60942:2003, no general statement or conclusion can be made about conformance of the doseBadge Reader to the requirements of IEC 60942:2003.

Notes

This certificate provides traceability of measurement to the SI system of units and/or to units of measurement realised at the National Physical Laboratory or other recognised national metrology institutes. This certificate may not be reproduced other than in full, except with the prior written approval of the issuing laboratory. The results within this certificate relate only to the items calibrated. The reported expanded uncertainty is based on a standard uncertainty multiplied by a coverage factor k=2, providing a coverage probability of approximately 95%.

Certificate of Calibration

TECHNOLOGY PROMOTION ASSOCIATION (THAILAND-JAPAN)
CORPORATE SERVICES 3: EQUIPMENT CALIBRATION AND TESTING SERVICES
534/4 PATTANAKARN ROAD SOI 18, SUANLUANG, SUANLUANG BANGKOK 10250
TEL: 0-2717-3009-29 FAX: 0-2719-9484

Cert.No.: 23CH275
Page.: 1 of 3

Equipment: pH Meter
Manufacturer: Mettler Toledo
Model: SevenCompact S220
Serial No.: C104059460
ID No.: RYG_ENO183
Condition As-Received: Used Item
Received Date: 24 February 2023
Calibration Date: 27 February 2023
Reference: 2302-0886DSC-2
Submitted by: ALS Laboratory Group (Thailand) Co.,Ltd.
(Rayong Branch)
616/10 Moo 5, T.Maenam Khu, A.Pluakdaeng,
Rayong 21140, Thailand

Ambient Temperature: (25 ± 2.5) °C
Relative Humidity: (50 ± 15) %
Calibration Procedure: In-house method:
- CP-CH5 by direct measurement with standard voltage calibrator and direct measurement with certified reference material (CRM)
- CP-CH8 by comparison with standard thermometer

Calibrated by: Walailak Sirithean
Approved by: *Saithip*
Approved Signatory

() Malee Butkrues
(✓) Saithip Meangmai
() Warakorn Lemgagrakul

Issue Date: 28 February 2023
The Uncertainties are for a confidence probability of approximately 95%

This certificate may not be reproduced other than in full, except with the prior written approval of the head of Corporate Services 3: Equipment Calibration and Testing Services.

REVIEW BY: *N. Banit*
APPROVED BY: *SA*
NEXT CAL DATE: 27/2/24

A 0051538

Certificate of Calibration

Cert.No.: 23CH275
Page.: 2 of 3

Condition of this calibration result

1. Reference Standard Instrument :-
Instrument Serial No. ID No. Cert. No. Due Date
1) Document Process Calibrator 54030049 130RC116 22E2769 24 Aug 2023
2) Ref. Standard Thermometer 4982054 110RC044 2211306 27 Oct 2023
This certification is traceable to the International System of Unit maintained at:-
- Traceable to National Institute of Metrology (Thailand), NIMT

2. Certified Reference Materials :- The measurement results are traceable to SI through CPA chem Ltd., ANSI-ASQ National Accreditation Board, Accredited No. AR-1835

Buffer Solution Manufacturer Lot No. Exp. date
pH 4.008 CPA chem 826588 09 July 2024
pH 6.987 CPA chem 826599 09 July 2023
pH 10.010 CPA chem 863835 28 Dec 2023

3. This certificate is valid only to the item calibrated on date and place of calibration.

Calibration Results
Function: mV Measurement
Performing standard curve by Fluke at pH (4,7,10)

Unit Under Calibration	Nominal Value	Standard Voltage Input		Actual Reading		Uncertainty of Measurement (±mV)	Coverage factor k
		pH	mV	mV	pH		
pH Meter S/N.: C104059460	4.000	177.48	177.4	4.000	0.058	2.00	
	7.000	0.00	-0.1	7.000	0.058	2.00	
	10.000	-177.48	-177.5	10.000	0.058	2.00	

Saithip

a 1149925



Cert.No.: 23CH275
Page.: 3 of 3

Calibration Results

Function : pH Measurement

Performing three buffers standard curve by using buffer nominal pH (4,7,10)

Unit Under Calibration	Standard pH Buffer Solution	Actual pH Reading	Actual mV Reading (mV)	Uncertainty of pH measurement (\pm)	Coverage factor k
pH Electrode	4.008	4.008	179.1	0.0046	2.00
S/N.: 1453404	6.987	6.988	4.7	0.0084	2.00
	10.010	10.013	-172.4	0.0069	2.00

Function : Temperature Measurement

(*) Without adjustment

This equipment was connected with Temperature Probe;

- Model : InLabExpert Pro-ISM

- Serial No. : 1453404

Dimension of probe;

- Length : 120 mm.

- Diameter : 12 mm.

- Immersion Depth : 100 mm.

Calibration Point (°C)	Standard Temperature (°C)	UUC* Reading (°C)	Error (°C)	Uncertainty of measurement (\pm °C)	Coverage factor k
25.0	25.001	24.8	-0.201	0.13	2.00

Remark : - UUC* = Unit Under Calibration

The reported uncertainty of measurement was based on a standard uncertainty multiplied by a coverage factor k, providing a level of confidence of approximately 95 %.

-o-o-

Saitip

a 1149924



TECHNOLOGY PROMOTION ASSOCIATION (THAILAND-JAPAN)
CORPORATE SERVICES 3: EQUIPMENT CALIBRATION AND TESTING SERVICES
5344 PATTANAKARN ROAD SOI 18, SUANLUANG, SUANLUANG, BANGKOK 10250
TEL. 0-2717-3000-24 FAX. 0-2719-9484



Certificate of Calibration

Certificate No.: 23E753
Page : 1 of 2

Equipment : pH Meter
Manufacturer : Mettler Toledo
Model : SevenCompact S220
Serial No.: C104059460
ID No.: RYG_EN0183

This certificate may not be reproduced other than in full, except with the prior written approval of the head of Corporate Services 3: Equipment Calibration and Testing Services.

Condition As-Received: Used Item
Received Date: 24 February 2023
Calibration Date: 28 February 2023

Reference: 2302-0886DSC
Ambient Temperature: (23 \pm 2) °C
Relative Humidity: (50 \pm 10) %

Submitted by: ALS Laboratory Group (Thailand) Co.,Ltd. (Rayong Branch)
616/10 Moo 5, T.Maenam Khu, A.Pluakdaeng,
Rayong 21140, Thailand

Procedure used: Calibration were conducted using In-house calibration Procedure CP-E17 According to direct measurement method with Multi-Product Calibrator.

Condition of this result of calibration

1.Reference standards instruments:

Instrument	Model	Serial No.	Certificate No.	Due Date
1) Multi-Product Calibrator	5500A	6440007	22E1670	18 May 2023

2.This result of calibration was made on requested at the point specified by customer.
3.The certificate is valid only to the item calibrated on date and place of calibration.
4.This Certification is traceable to the International System of Unit maintained at:-
-National Institute of Metrology Thailand (NIMT)

Calibrated by : Wutthareeporn Wongchutikrane
Issue Date : 02 March 2023

Approved Signatory :
[] Phainee Prabpai
[x] Nuntawat Khamchai
[] Ponthippa Tameyarakul

B 0309672



Cert. No.: 23E753
Page.: 2 of 2

Result of calibration :- (*) Without adjustment () After adjustment

Function: DC voltage measuremr	Range: 2000 mV		
Standard Value (mV)	UUC* Reading (mV)	Error (mV)	Uncertainty (\pm μ V)
-200.0000	-200.0	0.0	72
-150.0000	-150.0	0.0	69
-100.0000	-100.0	0.0	65
-50.0000	-50.0	0.0	62
0.0000	0.0	0.0	58
50.0000	50.0	0.0	62
100.0000	99.9	-0.1	65
150.0000	149.9	-0.1	69
200.0000	199.9	-0.1	72

The reported uncertainty of measurement was based on a standard uncertainty multiplied by a coverage factor k=2, providing a level of confidence of approximately 95 %

UUC* = Unit Under Calibration.

-o-o-

Saitip

a 1150477



TECHNOLOGY PROMOTION ASSOCIATION (THAILAND-JAPAN)
CORPORATE SERVICES 3: EQUIPMENT CALIBRATION AND TESTING SERVICES
5344 PATTANAKARN ROAD SOI 18, SUANLUANG, SUANLUANG, BANGKOK 10250
TEL. 0-2717-3000-29 FAX. 0-2719-9484



Certificate of Calibration

Cert.No.: 23CH271
Page.: 1 of 2

Equipment : pH Meter
Manufacturer : Mettler Toledo
Model : Seven2Go S2
Serial No.: B851952376
ID No.: RYG_FS0425

Condition As-Received: Used Item
Received Date : 07 June 2023
Calibration Date : 08 June 2023
Reference : 2306-0162DSC-1
Submitted by :

Ambient Temperature : (25 \pm 2.5) °C
Relative Humidity : (50 \pm 15) %
Calibration Procedure : In - house method :
- CP-CH5 by direct measurement with standard voltage calibrator and direct measurement with certified reference material (CRM)

Calibrated by : Uthen Kankawi

Approved by :
[x] Malee Butkruea
[x] Saitip Meangmai
[] Warakorn Lernagatrakul

Issue Date : 12 June 2023

The Uncertainties are for a confidence probability of approximately 95%

This certificate may not be reproduced other than in full, except with the prior written approval of the head of Corporate Services 3: Equipment Calibration and Testing Services.

REVIEW BY: Pithung
APPROVED BY: Saitip
NEXT CAL. DATE: 08/06/24

A 0055209



Cert. No.: 23CH721
Page.: 2 of 2

Condition of this calibration result

1. Reference Standard Instrument :-

Instrument	Serial No.	ID No.	Cert. No.	Due Date
1) Document Process Calibrator	43160066	130RC092	23E1284	09 Apr 2024

This certification is traceable to the International System of Unit maintained at:-
- Traceable to National Institute of Metrology (Thailand), NIMT

2. Certified Reference Materials : The measurement results are traceable to SI through CPA chem Ltd., ANSI-ASQ National Accreditation Board, Accredited No. AR-1835

Buffer Solution	Manufacturer	Lot No.	Exp. date
pH 4.008	CPA chem	863832	28 Dec 2024
pH 6.986	CPA chem	863833	28 Dec 2023
pH 10.010	CPA chem	863835	28 Dec 2023

3. This certificate is valid only to the item calibrated on date and place of calibration.

Calibration Results

Function : mV Measurement

Performing standard curve by Fluke at pH (4,7,10)

Unit Under Calibration	Nominal Value		Standard Voltage Input		Actual Reading		Uncertainty of Measurement (\pm mV)	Coverage factor k
	pH	mV	mV	pH	mV	pH		
pH Meter S/N.: B851952376	4.00	177.48	178	4.00	0.58	4.00	0.58	2.00
	7.00	0.00	0	7.00	0.58	7.00	0.58	2.00
	10.00	-177.48	-178	10.00	0.58	10.00	0.58	2.00

Function : pH Measurement

Performing three buffers standard curve by using buffer nominal pH (4,7,10)

Unit Under Calibration	Standard pH Buffer Solution	Actual pH Reading	Actual mV Reading (mV)	Uncertainty of pH measurement (\pm)	Coverage factor k
pH Electrode S/N.: 1190753	4.008	4.01	170	0.0099	2.11
	6.986	6.99	-3	0.012	2.05
	10.010	10.01	-176	0.014	2.13

The reported uncertainty of measurement was based on a standard uncertainty multiplied by a coverage factor k , providing a level of confidence of approximately 95 %.

-000-

Sailhip


a 1162921



TECHNOLOGY PROMOTION ASSOCIATION (THAILAND-JAPAN)
CORPORATE SERVICES 3 : EQUIPMENT CALIBRATION AND TESTING SERVICES
534/4 PATTANAKARN ROAD SOI 18, SUANLUANG, SUANLUANG BANGKOK 10250
TEL. 0-2717-3000 FAX. 0-2719-9484

Cert.No.: 23TW168
Page.: 1 of 2

Certificate of Testing

Equipment : DO Meter
Manufacturer : YSI
Model : 5000-115V
Serial No. : 15E102796
ID No. : RYG_EN0032
Received Date : 21 July 2023
Test Date : 24 July 2023
Reference : 2307-0713DSC-1
Submitted by : ALS Laboratory Group (Thailand) Co.,Ltd.
Rayong Branch
616/10 Moo 5, T.Maenam Khu, A.Pluakdaeng,
Rayong 21140, Thailand
Laboratory Condition : Temperature (25 ± 5) °C
Humidity (50 ± 20) %
Test Procedure : In - house method : CP-CH9
by Comparison Technique with Azide Modification Method
Tested by : Walalak Sirithuan
Approved by : 
Approved Signatory
() Malee Bulkruea
(x) Sathip Meangmai
() Warakorn Lemgatrakul
Issue Date : 26 July 2023



a 0320211



Cert.No.: 23TW168
Page.: 2 of 2

Condition of this result of calibration

1. Reference Standard Instruments :

This certification is traceable to the International System of Unit through the reference standards laboratory of Industrial Calibration Center, Technology Promotion Association (Thailand-Japan).

Instruments	Serial No.	ID No.	Certificate No.	Due Date
1) Burette	-	130BU10	23CG1172	22 Mar 2025
2) Balance	1126143764	140RC004	22MM50	20 Sep 2023

2. Standard Material :-

Material	Manufacturer	Lot.No.	Assay
Sodium Thiosulfate pentahydrate	Merck	AM1763316	100.2%

Result : Dissolved Oxygen Meter Adjustment With Air 100 %

Dissolved Oxygen Probe No.: 15E100464

Titration Method (Azide Modification Method)	DO Meter Reading	Standard Deviation
(mg/L)	(mg/L)	(mg/L)
8.18	8.17	0.0055

This report was certified only for the instrument we tested. It is allowable to use for study the system efficiency. The environmental impact control and present to organization it may concerned intend to use for advertising and referral purpose is prohibited. This report may not be reproduced other in full, without written approval of the laboratory

-000-

Sailhip

a 1172155




TECHNOLOGY PROMOTION ASSOCIATION (THAILAND-JAPAN)
CORPORATE SERVICES 3 : EQUIPMENT CALIBRATION AND TESTING SERVICES
534/4 PATTANAKARN ROAD SOI 18, SUANLUANG, SUANLUANG BANGKOK 10250
TEL. 0-2717-3000-29 FAX. 0-2719-9484



Cert. No.: 23LM125
Page.: 1 of 2

Certificate of Calibration

Equipment : DO Meter with Sensor
Manufacturer : YSI
Model : 5000-115V
Serial No. : 15E102796
ID No. : RYG_EN0032
Submitted by : ALS Laboratory Group (Thailand) Co.,Ltd.
Rayong Branch
616/10 Moo 5 T. Maenam Khu, A. Pluakdaeng,
Rayong 21140 Thailand
Location : TPA On Site Calibration Laboratory
Received Order : 25 July 2023
Calibrated Date : 27 July 2023
Ambient Temperature : (26 ± 10) °C
Relative Humidity : (50 ± 30) %
AC Line Voltage : (220 ± 22) V
Calibrated by : Preecha Hiahib
Approved by : 
Approved Signatory
() Ponthippa Tameyakul
() Malee Bulkruea
(x) Suwit Injai
Issue Date : 31 July 2023

The Uncertainties are for a confidence probability of approximately 95%

This certificate may not be reproduced other than in full, except with the prior written approval of the head of Corporate Services 3 : Equipment Calibration and Testing Services.

A 0053616



Equipment : DO Meter with Sensor
Condition As-Received : Used Item
Reference : 2307-0713DSC-2

Cert. No.: 23LM125
Page: 2 of 2

Procedure Used :-

Calibration were conducted using in-house calibration procedure CP-OT01 according to comparison with Industrial Platinum Resistance Thermometer (IPRT) into Temperature Bath.
The temperature scale used was based on ITS-90.

Condition of this result of calibration

1. Reference standard instrument:-

Instrument	Serial No.	Cert. No.	Traceable	Due Date
1) Digital Thermometer	2188080	2211285	TPA	21 Oct 2023

2. This certificate is valid only to the item calibrated on date and place of calibration.

3. This certification is traceable to the International System of Unit.

Remark : TPA : Technology Promotion Association (Thailand - Japan)

Result of Calibration :- (*) Without Adjustment

Function : Temperature measurement.

This instrument was connected with temperature sensor, S/N.: 1228475367

Calibration Point (°C)	Immersion Depth (mm)	Standard Temperature (°C)	UUC* Reading (°C)	Error (°C)	Uncertainty (± °C)	Coverage Factor k
20.00	100	20.011	19.91	-0.101	0.15	2.00

UUC* : Unit Under Calibration

The reported uncertainty of measurement was based on a standard uncertainty multiplied by a coverage factor *k*, providing a level of confidence of approximately 95 %.

-o0o-

a 1159515



TECHNOLOGY PROMOTION ASSOCIATION (THAILAND-JAPAN)
CORPORATE SERVICES & EQUIPMENT CALIBRATION AND TESTING SERVICES
534/4 PATTANAKARN ROAD SOI 18, SUANLUANG, SUANLUANG BANGKOK 10250
TEL. 0-2717-3000-29 FAX. 0-2719-9484



Cert. No.: 23TM962
Page : 1 of 3

Certificate of Calibration

Equipment : Low Temp. Incubator

Manufacturer : Memmert

Model : IPP750

Serial No. : V818.0084

ID No. : RYG_EN0154

Submitted by : ALS Laboratory Group (Thailand) Co.,Ltd.
(Rayong Branch)
616/10 Moo 5 T: Maenam Khu,
A. Pluakdaeng, Rayong 21140 Thailand

Location : BOD Room

Received Order : 29 May 2023

Calibration Date : 29 May 2023

Ambient Temperature : (26 ± 10) °C

Relative Humidity : (50 ± 30) %

Calibrated by : Man Pattanapongpaiboon

Approved by :
Approved Signatory

() Pornthippa Tameyakul

() Malee Butkruea

(✓) Suwit Imjai

Issue Date : 7 June 2023

The Uncertainties are for a confidence probability of approximately 95%

This certificate may not be reproduced other than in full, except with the prior written
Approval of the head of Corporate Services & Equipment Calibration and Testing Services.

A 0054967



Equipment : Low Temp. Incubator
Condition As-Received : Used Item
Reference : 2305-0898OC-2

Cert. No.: 23TM962
Page : 2 of 3

Procedure Used :-

Calibration were conducted using calibration procedure CP-OT02 according to direct measurement method with Data Acquisition which connected with Resistance Temperature Detector (RTD).

The temperature scale used was based on ITS-90.

Condition of this result of calibration

1. Reference standard instrument:-

Instrument	Model	Serial No.	Cert. No.	Due Date
1) Data Acquisition	34972A	MY57013711	22LM93	02 Jul 2023

2. This certificate is valid only to the item calibrated on date and place of calibration.

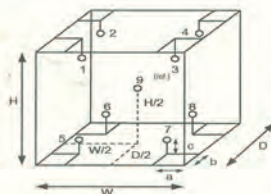
3. This certification is traceable to the International System of Unit.

Result of Calibration :- (*) Without Adjustment

Function of UUC* : Temperature Source

Fresh air setting : Close

Environment during calibration		
	Beginning	Finished
Temp. (°C)	23	23
REL.Humid. (%)	54	56
AC Supply (Volt)	223	222



Probe installation Details :

Dimension of Chamber :

a =	10	cm	D =	0.60	m
b =	10	cm	W =	1.0	m
c =	10	cm	H =	1.2	m
Capacity =					0.75 m ³

Position :	Ref. Std. ID No.:
1	18-18RTD-01
2	18-18RTD-02
3	18-18RTD-03
4	18-18RTD-04
5	18-18RTD-05
6	18-18RTD-10
7	18-18RTD-07
8	22-18RTD-08
9 (ref.)	18-18RTD-09

a 1165130



Equipment : Low Temp. Incubator
Condition As-Received : Used Item
Reference : 2305-0898OC-2
Result of Calibration :- (*) Without Adjustment
Function of UUC* : Temperature Source
Fresh air setting : Close

Cert. No.: 23TM962
Page : 3 of 3

Calibration Point (°C)	UUC* Setting (°C)	UUC* Reading (°C)	Temperature stability (± °C)	Temperature uniformity (°C)	Overall Variation (°C)	Coverage Factor k
20.0	20.0	20.0	0.019	0.72	1.0	2

Calibration Point (°C)	Measured Temperature (°C)									Uncertainty (± °C)
	1	2	3	4	5	6	7	8	9 (ref.)	
20.0	19.547	19.780	19.487	19.529	19.408	20.139	20.112	20.406	20.116	0.30

Average* : The average of 30 values in each position.

Temperature stability : One-half of the greatest maximum difference of measured temperature at any one sensor.

Temperature uniformity : The maximum difference of measured temperatures at any sensors and the measured temperature at the reference location which are observed at the same time or at as close an observation time as possible to determine the temperature pattern or homogeneity within the chamber under steady-state conditions.

Overall Variation : The Difference of the maximum and minimum measured temperatures throughout observation.

UUC* : Unit Under Calibration

Note : The reported uncertainty of measurement was included stability and excluded uniformity.

The reported uncertainty of measurement was based on a standard uncertainty multiplied by a coverage factor *k*, providing a level of confidence of approximately 95 %.

-o0o-

a 1165129



Certificate of Calibration

Equipment: SPECTROPHOTOMETER
Model: DR6000
Serial No. (or ID.): 1627845 (RYG_EN0037)
Manufacturer: HACH
Condition: In Condition

Certificate No.: C06220464
Issued Date: 27 September 2022
Job No.: KSPR2212224
Page: 1 of 3

Customer: ALS Laboratory Group (Thailand) Co., Ltd. (Rayong Branch)
616/10 Moo 5 T.Maenam Khu,
A.Pluakdaeng, Rayong 21140, Thailand.

REVIEW BY: *N.Bang*
APPROVED BY: *D.A.*
NEXT CAL DATE: 27/12/24

Environment Condition: Temperature 23.1 °C ±
Humidity 65.4 %RH ±

Calibration Place: ALS Laboratory Group (Thailand) Co., Ltd. (Rayong Branch) (Wet Chemistry)
616/10 Moo 5 T.Maenam Khu,
A.Pluakdaeng, Rayong 21140, Thailand.

Calibration By: Mr. Chattaphon Folthong

Calibration Date: 27 September 2022

The Method used: In house method, CAL-WI-24, base on ASTM E 275-08 and ASTM E 387-04

Traceability: This certificate is traceable to the CRM maintained by National Institute of Standards and Technology (NIST) through Starna Scientific Limited.

The standard for Wavelength Certificate No. 91418 and 91435

The standard for Photometric Certificate No. 91441 and 101088

The standard for Stray light Certificate No. 101041 and 101040

The standard for Spectral resolution Certificate No. 101037

Chattaphon Folthong
(Mr. Chattaphon Folthong)
Person in charge

Thalerk Pongngam
(Mr. Thalerk Pongngam)
Authorized signatory

This certificate is issued by the units of measurement according to the International System of Units (SI). It provides traceability of measurement to international or national standard or other recognized national standard laboratories.

The measurement uncertainty stated in the expanded uncertainty which is obtained from the standard uncertainty multiplied by the coverage factor (k=2) to provide a level of confidence of approximately 95%. It is determined in accordance with the Guide to Expression of Uncertainty in Measurement (GUM).

These results may be affected by deviations from specified conditions. The results relate only to the items tested, calibrated or sampled. The report shall not be reproduced except in full without approval of DKSH Technology Limited.

DKSH Technology Limited
2533 Sukhumvit Road, Bangkok, Prachinburi, Bangkok 10260
Phone: +66 2630 7000 Email: info.calibration@dksh.com Website: www.dksh.com/calibration-thailand

Delivering Growth - In Asia and Beyond.

CALFM-C06-13: 20 Jul 2022



Certificate No.: C06220464 Page 2 of 3

Calibration Results: Without Adjustment

Wavelength Accuracy (nm), The spectral bandwidth of Std at 2 nm and UUC at 2 nm				
Standard Wavelength	Unit Under Calibration	Correction	Uncertainty	
418.61	418.4	0.21	0.14	
536.66	536.7	-0.04	0.14	
637.96	638.3	-0.32	0.14	
748.48	748.8	-0.32	0.14	
807.03	807.4	-0.37	0.13	
Photometric Accuracy (Absorbance)				
Wavelength	Standard absorbance	Unit Under Calibration	Correction	Uncertainty
420 nm	0.0000	0.000	0.0000	0.0045
	0.5605	0.563	-0.0025	0.0045
	0.7334	0.737	-0.0036	0.0045
	1.0534	1.057	-0.0036	0.0045
440 nm	0.0000	0.000	0.0000	0.0045
	0.5503	0.553	-0.0027	0.0045
	0.7179	0.720	-0.0021	0.0045
	1.0312	1.034	-0.0028	0.0045
465 nm	0.0000	0.000	0.0000	0.0045
	0.5024	0.506	-0.0036	0.0045
	0.6693	0.672	-0.0027	0.0045
	0.9604	0.964	-0.0036	0.0045
546.1 nm	0.0000	0.000	0.0000	0.0045
	0.5168	0.519	-0.0022	0.0045
	0.6903	0.691	-0.0007	0.0045
	0.9904	0.992	-0.0016	0.0045
590 nm	0.0000	0.000	0.0000	0.0045
	0.5526	0.554	-0.0015	0.0045
	0.7175	0.718	-0.0005	0.0045
	1.0301	1.031	-0.0009	0.0045
635 nm	0.0000	0.000	0.0000	0.0045
	0.5367	0.538	-0.0013	0.0045
	0.6847	0.685	-0.0003	0.0046
	0.9823	0.983	-0.0007	0.0045

DKSH Technology Limited
2533 Sukhumvit Road, Bangkok, Prachinburi, Bangkok 10260
Phone: +66 2630 7000 Email: info.calibration@dksh.com Website: www.dksh.com/calibration-thailand

Delivering Growth - In Asia and Beyond.

CALFM-C06-13: 20 Jul 2022



Certificate No.: C06220464 Page 3 of 3

Calibration Results: Without Adjustment

Photometric Accuracy (Absorbance)				
Wavelength	Standard absorbance	Unit Under Calibration	Correction	Uncertainty
235 nm	0.0000	0.000	0.0000	0.0080
	0.7423	0.744	-0.0017	0.0083
257 nm	0.0000	0.000	0.0000	0.0080
	0.8609	0.861	-0.0001	0.0084
313 nm	0.0000	0.000	0.0000	0.0080
	0.2895	0.292	-0.0025	0.0080
350 nm	0.0000	0.000	0.0000	0.0080
	0.6381	0.638	0.0001	0.0080
Stray light *				
Standard: cut-off		UUC: Wavelength (nm)	UUC: Transmission (%)	Absorbance (A)
260.67 +/- 0.11 nm		260.7	2.1	1.678
391.94 +/- 0.11 nm		391.9	1.7	1.770
Spectral Resolution *				
Nominal Concentration 0.02 % w/v	Peak	Trough	Ratio	SBW
Standard Wavelength (nm)	268.60	266.63	1.39	2.00
UUC: Wavelength (nm)	268.2	266.1		
Std Absorbance (A)	0.4810	0.3176		
Absorbance (A)	0.373	0.268		

* Calibration Marked "Not TISI Accredited" in this Certificate have been included for completeness.

The End of Certificate

DKSH Technology Limited
2533 Sukhumvit Road, Bangkok, Prachinburi, Bangkok 10260
Phone: +66 2630 7000 Email: info.calibration@dksh.com Website: www.dksh.com/calibration-thailand

Delivering Growth - In Asia and Beyond.

CALFM-C06-13: 20 Jul 2022



ใบตรวจสอบสภาพเครื่องวัดสิ่งแวดล้อม

เลขที่ใบงาน: KSPR2212224

ชนิดเครื่องมือ: SPECTROPHOTOMETER รุ่น: DR6000

หมายเลขเครื่อง: 1627845

ตรวจสอบ (วัน)		รายการตรวจสอบ	ตรวจสอบ (ตั้ง)		หมายเหตุ
27 Sep 2022			27 Sep 2022		
ปกติ	ไม่ปกติ		ปกติ	ไม่ปกติ	
		General			
<input checked="" type="checkbox"/>	<input type="checkbox"/>	1. ความสมบูรณ์เครื่อง	<input checked="" type="checkbox"/>	<input type="checkbox"/>	
<input checked="" type="checkbox"/>	<input type="checkbox"/>	2. ความสะอาด (ช่องใส่ตัวอย่าง, ภายใน-นอกเครื่อง)	<input checked="" type="checkbox"/>	<input type="checkbox"/>	
<input checked="" type="checkbox"/>	<input type="checkbox"/>	3. สวิทช์ ปิด - เปิด เครื่อง (On-Off Switch)	<input checked="" type="checkbox"/>	<input type="checkbox"/>	
<input checked="" type="checkbox"/>	<input type="checkbox"/>	4. ปุ่มกด (Keypad)	<input checked="" type="checkbox"/>	<input type="checkbox"/>	
<input checked="" type="checkbox"/>	<input type="checkbox"/>	5. หน้าจอ (Display, Screen Contrast)	<input checked="" type="checkbox"/>	<input type="checkbox"/>	
		Spectrophotometer			
<input type="checkbox"/>	<input type="checkbox"/>	6. แบตเตอรี่สำรอง (Battery Backup) >= 2.5 VDC	<input type="checkbox"/>	<input type="checkbox"/>	
<input type="checkbox"/>	<input type="checkbox"/>	7. ตัวควบคุมความยาวคลื่น (Wavelength Control)	<input type="checkbox"/>	<input type="checkbox"/>	
<input checked="" type="checkbox"/>	<input type="checkbox"/>	8. ความยาวคลื่น (Wavelength Check)	<input checked="" type="checkbox"/>	656.1 nm 656.1 nm	
<input checked="" type="checkbox"/>	<input type="checkbox"/>	9. แหล่งกำเนิดแสง (UV < 3,000 hour)	<input checked="" type="checkbox"/>	<input type="checkbox"/>	
<input checked="" type="checkbox"/>	<input type="checkbox"/>	10. แหล่งกำเนิดแสง (Visible < 5,000 hour)	<input checked="" type="checkbox"/>	<input type="checkbox"/>	
<input checked="" type="checkbox"/>	<input type="checkbox"/>	11. ช่องวัดหลายตัวอย่าง (Carousel Module)	<input checked="" type="checkbox"/>	<input type="checkbox"/>	
		pH Meter and Conductivity Meter			
<input type="checkbox"/>	<input type="checkbox"/>	12. อิเล็กโทรด (Electrode and Connection Cable)	<input type="checkbox"/>	<input type="checkbox"/>	
<input type="checkbox"/>	<input type="checkbox"/>	13. ระดับสารละลายใน Electrode (Level KCl)	<input type="checkbox"/>	<input type="checkbox"/>	
<input type="checkbox"/>	<input type="checkbox"/>	14. ฝาปิดกันปลาย Electrode (Dust Protection Hood)	<input type="checkbox"/>	<input type="checkbox"/>	
<input type="checkbox"/>	<input type="checkbox"/>	15. ขาตั้งอิเล็กโทรด (Stand)	<input type="checkbox"/>	<input type="checkbox"/>	
		Turbidimeter			
<input type="checkbox"/>	<input type="checkbox"/>	16. ค่าความขุ่นที่ค่าสุญ (No Sample)	<input type="checkbox"/>	<input type="checkbox"/>	
<input type="checkbox"/>	<input type="checkbox"/>	17. ระดับการล้างตัวอย่าง (>= 2.5 ไม่นาน 3.0)	<input type="checkbox"/>	<input type="checkbox"/>	
		Automatic titrator			
<input type="checkbox"/>	<input type="checkbox"/>	18. สภาพ Piston Burettes	<input type="checkbox"/>	<input type="checkbox"/>	
<input type="checkbox"/>	<input type="checkbox"/>	19. Function Rinsing and Dosing	<input type="checkbox"/>	<input type="checkbox"/>	
<input type="checkbox"/>	<input type="checkbox"/>	20. ระบบจ่ายยาและอุปกรณ์ประกอบ	<input type="checkbox"/>	<input type="checkbox"/>	

เซ็นเซอร์แบบพกพา:

Mr. Chattaphon Folthong
Service Engineer

DKSH Technology Limited
2533 Sukhumvit Road, Bangkok, Prachinburi, Bangkok 10260
Phone: +66 2630 7000 Email: info.calibration@dksh.com Website: www.dksh.com/calibration-thailand

Delivering Growth - In Asia and Beyond.

CALFM-R31-03: 20 Jul 2022

Sartorius (Thailand) Co., Ltd.
129 Rama 9 Road, Huaykwang, Bangkok 10310
Tel: +66 2643 8361-6, e-mail: service.thailand@sartorius.com



SARTORIUS

REVIEW BY *Thantall*
APPROVED BY *D. S.*
NEXT CAL DATE 01/03/24

Certificate of Calibration

Model Number : MSE224S-100-DU Certificate No. : 23BCI0112
Description : Analytical Balance Issued Date : Friday, March 03, 2023
Serial Number : 0026207038 Reference No. : 204833
ID No. : RYG_EN0002
Manufacturer : Sartorius Page No. : 1 of 2

Customer Name : ALS Laboratory Group (Thailand) Co., Ltd. (Rayong Branch)
616/10 Moo 5 T.Maenam Khu, A.Pluak Daeng, Rayong 21140, Thailand.

Calibrated Place : ALS Laboratory Group (Thailand) Co., Ltd. (Balance Room)
616/10 Moo 5 T.Maenam Khu, A.Pluakdaeng, Rayong 21140, Thailand.

Calibrated By : Mr.Chonchai Inthana Calibration Procedure No. : This calibration was conducted by
Calibration Date : Wednesday, March 01, 2023 Using in-house calibration procedure number (WI-003)
Based on UKAS LAB 14 : 2019

Metrological data :
Capacity : 220 g Readability : 0.0001 g
Ambients Conditions:
Temperature : 23.6 °C ± 5.0 °C
Humidity : 60.0 % RH ± 10.0 % RH
Pressure : ±
Reasons for calibration:
☐ New Installation ☐ Service / Repaired ☒ Re-calibration/ Maintenance Equipment Condition: ☒ Good Operate ☐ Fair

Measurement Method UKAS Publication Ref : Lab 14
The measurement uncertainty stated is the expanded uncertainty which is obtained from the standard uncertainty multiplied by the coverage factor (k=2) to provide a level of confidence of approximately 95%. It is determined in accordance with the Guide to Expression of Uncertainty in Measurement (GUM). The calibration certificate documents the traceability to National Standards, which realise the unit of measurement according to the International Standard System of Units (SI). Report of Tolerance came from list of Sartorius Metrological Specifications.

Traceability:

Model Number	Description	Traceability	Certificate No.	Due Date
YCS011-522-00	Sartorius weight set 1mg - 5000g E2,YCS011-522-00	SPC-RT	C02212565	14-Sep-2023
MHB-362SD	Humidity/Barometer/Temp Lutron MHB-362SD	DKSH	C19220444	5-Sep-2023

This certificate relate and apply this equipment only.
This certificate may not be reproduced other than in full, except with the prior written approval of the Verification Operation Division
Sartorius (Thailand) Co., Ltd.

Mr.chonchai inthana(Technical Manager)



SOP FM 33 03 February 2022

Sartorius (Thailand) Co., Ltd.
129 Rama 9 Road, Huaykwang, Bangkok 10310
Tel: +66 2643 8361-6 Fax: +66 2643-8367, e-mail: service.thailand@sartorius.com

SARTORIUS

Certificate of Calibration

Model Number : MSE224S-100-DU Certificate No. : 23BCI0112
Description : Analytical Balance Issued Date : Friday, March 03, 2023
Serial Number : 0026207038 Reference No. : 204833
ID No. : RYG_EN0002
Manufacturer : Sartorius Page No. : 2 of 2

Calibration Results : Without Adjustment

Repeatability		Eccentricity (Off-center loading error)	
The reproducibility is the ability of a weighing instrument to display nearly identical readouts under constant test conditions when the same load within a measurement series is placed repeatedly on the weighing pan in the same manner. The standard deviation is used to express reproducibility quantitatively.		The off-center loading error is yielded by the difference between the readout of the load, i.e. 1/3 or 1/4 of maximum capacity, placed in the middle of the weighing pan and between each of four additional measurement points (positions defined according to OIML R76).	
Nominal Value : (Low Load)	20,0000 199,9999	Nominal value :	100 g
20 g	20,0000 200,0000	Tolerance	0.0004 g
Tolerance	0.0001 g		
Nominal Value : (High Load)	20,0000 199,9999		
200 g	19,9999 200,0000		
Tolerance	0.0001 g		
Standard Deviation	0.00003 0.00005		

Linearity

The linearity, also called linearity error: Describes the deviation of the characteristic curve of a weighing instrument from the linear slope.

Tolerance		0.0002 g		
Nominal Value	Conventional Mass Value	Displayed Value	Deviation	Uncertainty
(g)	(g)	(g)	(g)	(g)
0.01	0.0100	0.0100	0.0000	0.00014
0.05	0.0500	0.0500	0.0000	0.00014
0.1	0.1000	0.1000	0.0000	0.00014
0.5	0.5000	0.5000	0.0000	0.00014
1	1.0000	1.0000	0.0000	0.00014
5	5.0000	5.0000	0.0000	0.00014
10	10.0000	10.0001	0.0001	0.00014
20	20.0000	20.0000	0.0000	0.00024
50	50.0000	50.0000	0.0000	0.00015
100	100.0000	99.9999	-0.0001	0.00019
200	200.0000	200.0000	0.0000	0.00032

End of Report

SOP FM 33 03 February 2022



TECHNOLOGY PROMOTION ASSOCIATION (THAILAND-JAPAN)
CORPORATE SERVICES & EQUIPMENT CALIBRATION AND TESTING SERVICES
5344 PATTANAKARN ROAD SOI 18, SUANLUANG, SUANLUANG BANGKOK 10251
TEL: 0-2717-3000-21 FAX: 0-2719-9484



Cert. No.: 22TM1517
Page : 1 of 3

Certificate of Calibration

Equipment : Hot Air Oven
Manufacturer : Memmert
Model : UFE 500
Serial No. : G511.1572
ID No. : RYG_EN0010

Submitted by : ALS Laboratory Group (Thailand) Co., Ltd. (Rayong Branch)
616/10 Moo 5 T. Maenam Khu,
A. Pluakdaeng,
Rayong 21140 Thailand
Location : Oven Room

Received Order : 20 October 2022
Calibration Date : 20 October 2022
Ambient Temperature : (26 ± 10) °C
Relative Humidity : (50 ± 30) %

Calibrated by : Man Pattanapongpaiboon

Approved by : *M. P.*
Approved Signatory
() Pornthippa Tameyakul
() Malee Butkruea
() Suwit Imjai

Issue Date : 2 November 2022

The Uncertainties are for a confidence probability of approximately 95%

This certificate may not be reproduced other than in full, except with the prior written approval of the head of Corporate Services : Equipment Calibration and Testing Services.

A 0046908



Equipment : Hot Air Oven
Condition As-Received : Used Item
Reference : 2210-0376OC-2

Cert. No.: 22TM1517
Page : 2 of 3

Procedure Used :-

Calibration were conducted using calibration procedure CP-OT02 according to direct measurement method with Data Acquisition which connected with Resistance Temperature Detector (RTD) and Thermocouple Type T.

The temperature scale used was based on ITS-90.

Condition of this result of calibration

1. Reference standard instrument:-

Instrument	Model	Serial No.	Cert. No.	Due Date
1) Data Acquisition	34972A	MY49023932	22LM97	29 Jul 2023

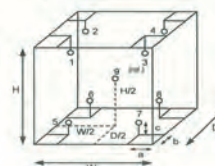
2. This certificate is valid only to the item calibrated on date and place of calibration.

3. This certification is traceable to the International System of Unit.

Result of Calibration :- (*) Without Adjustment

Function of UUC* : Temperature Source

Fresh air setting : Close



Probe Installation Details : Dimension of Chamber :
a = 5.0 cm D = 0.40 m
b = 5.0 cm W = 0.56 m
c = 5.0 cm H = 0.48 m
Capacity = 0.11 m³

Environment during calibration		
	Beginning	Finished
Temp. (°C)	25	25
REL.Humid. (%)	54	59
AC Supply (Volt)	223	225

Ref. Std. ID No.: @ Calibration Point		
Position :	(180) °C	(104) °C
1	21-16TC-01	20-16RTD-01
2	21-16TC-02	20-16RTD-02
3	21-16TC-03	20-16RTD-03
4	21-16TC-04	20-16RTD-04
5	21-16TC-05	22-16RTD-05
6	21-16TC-06	20-16RTD-06
7	21-16TC-07	20-16RTD-07
8	21-16TC-08	22-16RTD-08
9 (ref.)	21-16TC-09	22-16RTD-09

a 1132466



Equipment : Hot Air Oven
Condition As-Received : Used Item
Reference : 2210-0376OC-2
Result of Calibration :- (*) Without Adjustment
Function of UUC* : Temperature Source
Fresh air setting : Close

Cert. No.: 22TM1517
Page : 3 of 3

Calibration Point (°C)	UUC* Setting (°C)	UUC* Reading (°C)	Temperature stability (± °C)	Temperature uniformity (°C)	Overall Variation (°C)	Uncertainty (± °C)	Coverage Factor k
104.0	104.0	104.0	0.076	0.52	0.60	0.42	2
180.0	180.0	180.0	0.13	0.86	1.2	1.1	2

Calibration Point (°C)	Measured Temperature (°C)								
	Position								
	1	2	3	4	5	6	7	8	9 (ref.)
104.0	103.768	103.734	103.723	103.800	104.215	104.131	104.132	103.740	103.747
180.0	179.723	179.359	179.439	179.489	180.361	180.114	180.131	180.243	179.605

Average* : The average of 30 values in each position.

Temperature stability : One-half of the greatest maximum difference of measured temperature at any one sensor

Temperature uniformity : The maximum difference of measured temperatures at any sensors and the measured temperature at the reference location which are observed at the same time or at as close an observation time as possible to determine the temperature pattern or homogeneity within the chamber under steady-state conditions.

Overall Variation : The Difference of the maximum and minimum measured temperatures throughout observation

UUC* : Unit Under Calibration

Note : The reported uncertainty of measurement was included stability and excluded uniformity .

The reported uncertainty of measurement was based on a standard uncertainty multiplied by a coverage factor k , providing a level of confidence of approximately 95 %.

-000-

a 1132465



TECHNOLOGY PROMOTION ASSOCIATION (THAILAND-JAPAN)
CORPORATE SERVICES & EQUIPMENT CALIBRATION AND TESTING SERVICES
534/4 PATTANAKARN ROAD SOI 18, SUANLUANG, SUANLUANG BANGKOK 10250
TEL. 0-2717-9000-27 FAX. 0-2719-9484



Cert. No.: 22TM1492
Page : 1 of 3

Certificate of Calibration

Equipment : Hot Air Oven
Manufacturer : Memmert
Model : UM 400
Serial No. : b495.0899
ID No. : RYG_EN0006
Submitted by : ALS Laboratory Group (Thailand) Co.,Ltd. (Rayong Branch)
616/10 Moo 5, T. Maenam Khu,
A. Pluakdaeng,
Rayong 21140, Thailand
Location : Oven Room
Received Order : 20 October 2022
Calibration Date : 20 October 2022
Ambient Temperature : (26 ± 10) °C
Relative Humidity : (50 ± 30) %
Calibrated by : Preecha Hiahib

Approved by :
Approved Signatory

() Ponthippa Tameyakul
() Malee Butkruea
() Suwit Imjai

Issue Date : 2 November 2022

The Uncertainties are for a confidence probability of approximately 95%

This certificate may not be reproduced other than in full, except with the prior written approval of the head of Corporate Services : Equipment Calibration and Testing Services.

A 0046905



Equipment : Hot Air Oven
Condition As-Received : Used Item
Reference : 2210-0376OC-1

Cert. No.: 22TM1492
Page : 2 of 3

Procedure Used :-

Calibration were conducted using calibration procedure CP-OT02 according to direct measurement method with Data Acquisition which connected with Resistance Temperature Detector (RTD).

The temperature scale used was based on ITS-90.

Condition of this result of calibration

1. Reference standard instrument:-

Instrument	Model	Serial No.	Cert. No.	Due Date
1) Data Acquisition	34970A	MY44035217	21LM30	23 Dec 2022

2. This certificate is valid only to the item calibrated on date and place of calibration.

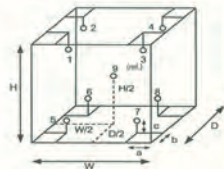
3. This certification is traceable to the International System of Unit.

Result of Calibration :- (*) Without Adjustment

Function of UUC* : Temperature Source

Fresh air setting : Close

Environment during calibration		
	Beginning	Finished
Temp. (°C)	28	29
REL.Humid. (%)	43	47
AC Supply (Volt)	220	221



Probe Installation Details :

Dimension of Chamber :

a = 5.0 cm	D = 0.33 m
b = 5.0 cm	W = 0.40 m
c = 5.0 cm	H = 0.40 m
	Capacity = 0.053 m ³

Position :	Ref. Std. ID No.:
1	18-10RTD-01
2	18-10RTD-02
3	18-10RTD-03
4	18-10RTD-04
5	18-10RTD-05
6	18-10RTD-06
7	18-10RTD-07
8	18-10RTD-08
9 (ref.)	18-10RTD-09

-000-

a 1132473



Equipment : Hot Air Oven
Condition As-Received : Used Item
Reference : 2210-0376OC-1
Result of Calibration :- (*) Without Adjustment

Cert. No.: 22TM1492
Page : 3 of 3

Function of UUC* : Temperature Source

Fresh air setting : Close

Calibration Point (°C)	UUC* Setting (°C)	UUC* Reading (°C)	Temperature stability (± °C)	Temperature uniformity (°C)	Overall Variation (°C)	Uncertainty (± °C)	Coverage Factor k
70.0	70.0	70.0	0.079	0.47	0.77	0.42	2

Calibration Point (°C)	Measured Temperature (°C)								
	Position								
	1	2	3	4	5	6	7	8	9 (ref.)
70.0	70.262	69.995	70.079	70.177	70.664	70.039	70.688	70.149	70.328

Average* : The average of 30 values in each position.

Temperature stability : One-half of the greatest maximum difference of measured temperature at any one sensor

Temperature uniformity : The maximum difference of measured temperatures at any sensors and the measured temperature at the reference location which are observed at the same time or at as close an observation time as possible to determine the temperature pattern or homogeneity within the chamber under steady-state conditions.

Overall Variation : The Difference of the maximum and minimum measured temperatures throughout observation

UUC* : Unit Under Calibration

Note : The reported uncertainty of measurement was included stability and excluded uniformity .

The reported uncertainty of measurement was based on a standard uncertainty multiplied by a coverage factor k , providing a level of confidence of approximately 95 %.

-000-

a 1132472



TECHNOLOGY PROMOTION ASSOCIATION (THAILAND-JAPAN)
CORPORATE SERVICES 3: EQUIPMENT CALIBRATION AND TESTING SERVICES
53/4 PATTANAKARN ROAD SOI 18, SUANLUANG, SUANLUANG BANGKOK 10250
TEL: 0-2717-3000-27 FAX: 0-2719-9484



Cert. No.: 22TM1491
Page: 1 of 3

Certificate of Calibration

Equipment : Water Bath
Manufacturer : Memmert
Model : WNB22
Serial No. : L513.0648
ID No. : RYG_EN0061



Submitted by : ALS Laboratory Group (Thailand) Co.,Ltd. (Rayong Branch)
616/10 Moo 5, T. Maenam Khu,
A. Pluakdaeng,
Rayong 21140, Thailand
Location : Wet Chemistry Lab

Received Order : 20 October 2022
Calibration Date : 20 October 2022
Ambient Temperature : (26 ± 10) °C
Relative Humidity : (50 ± 30) %

Calibrated by : Preecha Hlahib

Approved by :
Approved Signatory

() Pornthippa Tameyakul
(✓) Malee Butkruea
() Suwit Imjai

Issue Date : 2 November 2022

The Uncertainties are for a confidence probability of approximately 95%

This certificate may not be reproduced other than in full, except with the prior written
Approval of the head of Corporate Services 3 : Equipment Calibration and Testing Services.

A 0046906



Equipment : Water Bath
Condition As-Received : Used Item
Reference : 2210-0376OC-4
Procedure Used :-

Cert. No.: 22TM1491
Page: 2 of 3

Calibration were conducted using in-house calibration procedure CP-OT04 according to direct measurement method with Data Acquisition which connected with Industrial Platinum Resistance Thermometer (IPRT).

The temperature scale used was based on ITS-90.

Condition of this result of calibration

1. Reference standard instrument:-

Instrument	Model	Serial No.	Cert. No.	Due Date
1) Data Acquisition	34970A	MY44035217	21LM30	23 Dec 2022

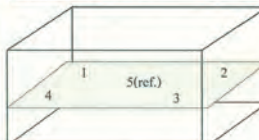
2. This certificate is valid only to the item calibrated on date and place of calibration.

3. This certification is traceable to the International System of Unit.

Result of Calibration :- (*) Without Adjustment

Function of UUC* : Temperature Source

	Environmental		AC Voltage Supply
	(°C)	(%R.H.)	(Volt)
Beginning of Calibration	24	53	222
Finished of Calibration	24	50	221



Front

Position :	Ref. Std. S/N.:
1	N37P300726
2	N37P300727
3	N37P300728
4	N37P300729
5(ref.)	N37P300730

a 1132471



Equipment : Water Bath
Condition As-Received : Used Item
Reference : 2210-0376OC-4
Result of Calibration :- (*) Without Adjustment
Function of UUC* : Temperature Source

Cert. No.: 22TM1491
Page: 3 of 3

Calibration point (°C)	UUC* Setting (°C)	UUC* Reading (°C)	Average* Standard Reading (°C)				
			Position				
			1	2	3	4	5 (ref.)
85.0	85.0	85.0	84.527	84.563	84.628	84.516	84.580

Calibration point (°C)	Uniformity (°C)	Stability (± °C)	Uncertainty (± °C)	Coverage Factor k
85.0	0.12	0.081	0.18	2

Average* : The average of 30 values in each position.

Uniformity : The maximum difference of measured temperatures at any sensors and the measured temperature at the reference location which are observed at the same time or at as close an observation time as possible to determine the temperature pattern or homogeneity within the chamber under steady-state conditions.

Stability : One-half of the greatest maximum difference of measured temperature at any one probe.

UUC* : Unit Under Calibration

Note : The reported uncertainty of measurement was included stability and excluded uniformity.

The reported uncertainty of measurement was based on a standard uncertainty multiplied by a coverage factor k, providing a level of confidence of approximately 95 %.

-000-

a 1132470

ภาคผนวก จ

สำเนาหนังสืออนุญาตขึ้นทะเบียนห้องปฏิบัติการวิเคราะห์เอกชน

ลำดับที่	สารมลพิษ	วิธีวิเคราะห์
19	Copper	1) Digestion, Inductively Coupled Plasma Method ⁽⁴⁾ 2) Digestion, Inductively Coupled Plasma/ Mass Spectrometric Method ⁽⁴⁾
20	Cyanide	Distillation, Colorimetric Method ⁽⁴⁾
21	2,4'-DDD	Liquid-Liquid Extraction, Gas Chromatographic Method ⁽⁴⁾
22	4,4'-DDD	Liquid-Liquid Extraction, Gas Chromatographic Method ⁽⁴⁾
23	2,4'-DDE	Liquid-Liquid Extraction, Gas Chromatographic Method ⁽⁴⁾
24	4,4'-DDE	Liquid-Liquid Extraction, Gas Chromatographic Method ⁽⁴⁾
25	2,4'-DDT	Liquid-Liquid Extraction, Gas Chromatographic Method ⁽⁴⁾
26	4,4'-DDT	Liquid-Liquid Extraction, Gas Chromatographic Method ⁽⁴⁾
27	Dieldrin	Liquid-Liquid Extraction, Gas Chromatographic Method ⁽⁴⁾
28	Endosulfan Sulfate	Liquid-Liquid Extraction, Gas Chromatographic Method ⁽⁴⁾
29	Endosulfan I	Liquid-Liquid Extraction, Gas Chromatographic Method ⁽⁴⁾
30	Endosulfan II	Liquid-Liquid Extraction, Gas Chromatographic Method ⁽⁴⁾
31	Endrin	Liquid-Liquid Extraction, Gas Chromatographic Method ⁽⁴⁾
32	Endrin Aldehyde	Liquid-Liquid Extraction, Gas Chromatographic Method ⁽⁴⁾
33	Formaldehyde	Distillation, Colorimetric Method ⁽⁴⁾
34	Free Chlorine	1) DPD Ferrous Titrimetric Method ⁽⁴⁾ 2) Iodometric Method ⁽⁴⁾
35	Heptachlor	Liquid-Liquid Extraction, Gas Chromatographic Method ⁽⁴⁾
36	Heptachlor epoxide	Liquid-Liquid Extraction, Gas Chromatographic Method ⁽⁴⁾
37	Hexavalent Chromium	Filtration, Colorimetric Method ⁽⁴⁾
38	3-Hydroxycarbofuran	High-Performance Liquid Chromatographic Method ⁽⁴⁾
39	Lead	1) Digestion, Inductively Coupled Plasma Method ⁽⁴⁾ 2) Digestion, Inductively Coupled Plasma/ Mass Spectrometric Method ⁽⁴⁾
40	Manganese	1) Digestion, Inductively Coupled Plasma Method ⁽⁴⁾ 2) Digestion, Inductively Coupled Plasma/ Mass Spectrometric Method ⁽⁴⁾
41	Mercury	1) Digestion, Cold-Vapor Atomic Absorption Spectrometric Method ⁽⁴⁾ 2) Digestion, Inductively Coupled Plasma/Mass spectrometric Method ⁽⁴⁾
42	Methiocarb	High-Performance Liquid Chromatographic Method ⁽⁴⁾
43	Methoxychlor	Liquid-Liquid Extraction, Gas Chromatographic Method ⁽⁴⁾

วิมล
(นางรักกัญจน์ อัครกุลสุวิไล)
ผู้อำนวยการศูนย์มาตรฐานวิธีการวิเคราะห์ของมลพิษ
กรมการสิ่งแวดล้อม

44 Methomyl...

ลำดับที่	สารมลพิษ	วิธีวิเคราะห์
44	Methomyl	High-Performance Liquid Chromatographic Method ⁽⁴⁾
45	Nickel	1) Digestion, Inductively Coupled Plasma Method ⁽⁴⁾ 2) Digestion, Inductively Coupled Plasma/ Mass Spectrometric Method ⁽⁴⁾
46	Oil & Grease	1) Liquid-Liquid, Partition-Gravimetric Method ⁽⁴⁾ 2) Soxhlet Extraction Method ⁽⁴⁾
47	Oxamyl	High-Performance Liquid Chromatographic Method ⁽⁴⁾
48	Propoxur	High-Performance Liquid Chromatographic Method ⁽⁴⁾
49	pH	Electrometric Method ⁽⁴⁾
50	Phenols	1) Distillation, Chloroform Extraction Method ⁽⁴⁾ 2) Distillation, Direct Photometric Method ⁽⁴⁾
51	Selenium	1) Digestion, Inductively Coupled Plasma Method ⁽⁴⁾ 2) Digestion, Inductively Coupled Plasma/ Mass Spectrometric Method ⁽⁴⁾
52	Sulfide	Iodometric Method ⁽⁴⁾
53	Temperature	Laboratory and Field Methods ⁽⁴⁾
54	Total Dissolved Solids	Dried at 180 °C ⁽⁴⁾
55	Total Kjeldahl Nitrogen	Semi-Micro Kjeldahl Method ⁽⁴⁾
56	Total Suspended Solids	Dried at 103-105 °C ⁽⁴⁾
57	Toxaphene	Liquid-Liquid Extraction, Gas Chromatographic Method ⁽⁴⁾
58	Trivalent Chromium	1) Digestion, Inductively Coupled Plasma Method; Colorimetric Method; Calculation ⁽⁴⁾ 2) Digestion, inductively Coupled Plasma/ Mass Spectrometric Method; Colorimetric Method; Calculation ⁽⁴⁾
59	Zinc	1) Digestion, Inductively Coupled Plasma Method ⁽⁴⁾ 2) Digestion, Inductively Coupled Plasma/Mass Spectrometric Method ⁽⁴⁾

น้ำใต้ดิน จำนวน 126 รายการ

ลำดับที่	สารมลพิษ	วิธีวิเคราะห์
1	Acenaphthene	Liquid-Liquid Extraction, Gas Chromatographic/ Mass Spectrometric Method ⁽⁴⁾
2	Acetone	Purge and Trap, Gas Chromatographic/ Mass Spectrometric Method ⁽⁴⁾

วิมล
(นางรักกัญจน์ อัครกุลสุวิไล)
ผู้อำนวยการศูนย์มาตรฐานวิธีการวิเคราะห์ของมลพิษ
กรมการสิ่งแวดล้อม

3 Aldrin...

ลำดับที่	สารมลพิษ	วิธีวิเคราะห์
3	Aldrin	Liquid-Liquid Extraction, Gas Chromatographic/ Mass Spectrometric Method ⁽⁴⁾
4	Anthracene	Liquid-Liquid Extraction, Gas Chromatographic/ Mass Spectrometric Method ⁽⁴⁾
5	Antimony	1) Digestion, Inductively Coupled Plasma Method ⁽⁴⁾ 2) Digestion, Inductively Coupled Plasma/ Mass Spectrometric Method ⁽⁴⁾
6	Arsenic	1) Digestion, Inductively Coupled Plasma Method ⁽⁴⁾ 2) Digestion, Inductively Coupled Plasma/ Mass Spectrometric Method ⁽⁴⁾
7	Atrazine	Liquid-Liquid Extraction, Gas Chromatographic/ Mass Spectrometric Method ⁽⁴⁾
8	Barium	1) Digestion, Inductively Coupled Plasma Method ⁽⁴⁾ 2) Digestion, Inductively Coupled Plasma/ Mass Spectrometric Method ⁽⁴⁾
9	Benz(a)anthracene	Liquid-Liquid Extraction, Gas Chromatographic/ Mass Spectrometric Method ⁽⁴⁾
10	Benzene	Purge and Trap, Gas Chromatographic/ Mass Spectrometric Method ⁽⁴⁾
11	Benzo(a)fluoranthene	Liquid-Liquid Extraction, Gas Chromatographic/ Mass Spectrometric Method ⁽⁴⁾
12	Benzo(k)fluoranthene	Liquid-Liquid Extraction, Gas Chromatographic/ Mass Spectrometric Method ⁽⁴⁾
13	Benzoic Acid	Liquid-Liquid Extraction, Gas Chromatographic/ Mass Spectrometric Method ⁽⁴⁾
14	Benzo(a)pyrene	Liquid-Liquid Extraction, Gas Chromatographic/ Mass Spectrometric Method ⁽⁴⁾
15	Benzo(g,h,i)perylene	Liquid-Liquid Extraction, Gas Chromatographic/ Mass Spectrometric Method ⁽⁴⁾
16	Beryllium	1) Digestion, Inductively Coupled Plasma Method ⁽⁴⁾ 2) Digestion, Inductively Coupled Plasma/ Mass Spectrometric Method ⁽⁴⁾
17	Bis(2-chloroethyl)ether	Liquid-Liquid Extraction, Gas Chromatographic/ Mass Spectrometric Method ⁽⁴⁾

วิมล
(นางรักกัญจน์ อัครกุลสุวิไล)
ผู้อำนวยการศูนย์มาตรฐานวิธีการวิเคราะห์ของมลพิษ
กรมการสิ่งแวดล้อม

18 Bis(2-ethylhexyl)phthalate...

ลำดับที่	สารมลพิษ	วิธีวิเคราะห์
18	Bis(2-ethylhexyl)phthalate	Liquid-Liquid Extraction, Gas Chromatographic/ Mass Spectrometric Method ⁽⁴⁾
19	Bromodichloromethane	Purge and Trap, Gas Chromatographic/ Mass Spectrometric Method ⁽⁴⁾
20	Bromoform	Purge and Trap, Gas Chromatographic/ Mass Spectrometric Method ⁽⁴⁾
21	Butanol	Purge and Trap, Gas Chromatographic/ Mass Spectrometric Method ⁽⁴⁾
22	Butyl Benzyl Phthalate	Liquid-Liquid Extraction, Gas Chromatographic/ Mass Spectrometric Method ⁽⁴⁾
23	Cadmium	1) Digestion, Inductively Coupled Plasma Method ⁽⁴⁾ 2) Digestion, Inductively Coupled Plasma/ Mass Spectrometric Method ⁽⁴⁾
24	Carbazole	Liquid-Liquid Extraction, Gas Chromatographic/ Mass Spectrometric Method ⁽⁴⁾
25	Carbon Disulfide	Purge and Trap, Gas Chromatographic/ Mass Spectrometric Method ⁽⁴⁾
26	Carbon tetrachloride	Purge and Trap, Gas Chromatographic/ Mass Spectrometric Method ⁽⁴⁾
27	Chlordane	Liquid-Liquid Extraction, Gas Chromatographic/ Mass Spectrometric Method ⁽⁴⁾
28	p-Chloroaniline	Liquid-Liquid Extraction, Gas Chromatographic/ Mass Spectrometric Method ⁽⁴⁾
29	Chlorobenzene	Purge and Trap, Gas Chromatographic/ Mass Spectrometric Method ⁽⁴⁾
30	Chlorodibromomethane	Purge and Trap, Gas Chromatographic/ Mass Spectrometric Method ⁽⁴⁾
31	Chloroform	Purge and Trap, Gas Chromatographic/ Mass Spectrometric Method ⁽⁴⁾
32	2-Chlorophenol	Liquid-Liquid Extraction, Gas Chromatographic/ Mass Spectrometric Method ⁽⁴⁾
33	Chromium	1) Digestion, Inductively Coupled Plasma Method ⁽⁴⁾ 2) Digestion, Inductively Coupled Plasma/ Mass Spectrometric Method ⁽⁴⁾

วิมล
(นางรักกัญจน์ อัครกุลสุวิไล)
ผู้อำนวยการศูนย์มาตรฐานวิธีการวิเคราะห์ของมลพิษ
กรมการสิ่งแวดล้อม


34 Chromium (III)...

ลำดับที่	สารมลพิษ	วิธีวิเคราะห์
34	Chromium (III)	1) Digestion, Inductively Coupled Plasma Method; Colorimetric Method; Calculation ⁽⁴⁾ 2) Digestion, Inductively Coupled Plasma/ Mass Spectrometric Method; Colorimetric Method; Calculation ⁽⁸⁾
35	Chromium (VI)	Colorimetric Method ⁽⁴⁾
36	Chrysene	Liquid-Liquid Extraction, Gas Chromatographic/ Mass Spectrometric Method ⁽⁴⁾
37	Cyanide	Distillation, Colorimetric Method ⁽⁴⁾
38	2,4-D	Liquid-Liquid Extraction, Gas Chromatographic/ Mass Spectrometric Method ⁽⁴⁾
39	DDD	Liquid-Liquid Extraction, Gas Chromatographic/ Mass Spectrometric Method ⁽⁴⁾
40	DDE	Liquid-Liquid Extraction, Gas Chromatographic/ Mass Spectrometric Method ⁽⁴⁾
41	DDT	Liquid-Liquid Extraction, Gas Chromatographic/ Mass Spectrometric Method ⁽⁴⁾
42	Dibenz(a,h)anthracene	Liquid-Liquid Extraction, Gas Chromatographic/ Mass Spectrometric Method ⁽⁴⁾
43	Di-n-Butyl Phthalate	Liquid-Liquid Extraction, Gas Chromatographic/ Mass Spectrometric Method ⁽⁴⁾
44	1,2-Dichlorobenzene	Purge and Trap, Gas Chromatographic/ Mass Spectrometric Method ⁽⁴⁾
45	1,3-Dichlorobenzene	Purge and Trap, Gas Chromatographic/ Mass Spectrometric Method ⁽⁴⁾
46	1,4-Dichlorobenzene	Purge and Trap, Gas Chromatographic/ Mass Spectrometric Method ⁽⁴⁾
47	3,3-Dichlorobenzidine	Liquid-Liquid Extraction, Gas Chromatographic/ Mass Spectrometric Method ⁽⁴⁾
48	1,1-Dichloroethane	Purge and Trap, Gas Chromatographic/ Mass Spectrometric Method ⁽⁴⁾
49	1,2-Dichloroethane	Purge and Trap, Gas Chromatographic/ Mass Spectrometric Method ⁽⁴⁾
50	1,1-Dichloroethylene	Purge and Trap, Gas Chromatographic/ Mass Spectrometric Method ⁽⁴⁾


 (นางธิภาญจน์ ชิตตรกุลชัย)
 ผู้อำนวยการศูนย์มาตรฐานวิธีการวิเคราะห์สิ่งแวดล้อม
 กรมควบคุมมลพิษ (ก/อ.ส.อ.)


51 cis-1,2-Dichloroethylene...

ลำดับที่	สารมลพิษ	วิธีวิเคราะห์
51	cis-1,2-Dichloroethylene	Purge and Trap, Gas Chromatographic/ Mass Spectrometric Method ⁽⁴⁾
52	trans-1,2-Dichloroethylene	Purge and Trap, Gas Chromatographic/ Mass Spectrometric Method ⁽⁴⁾
53	2,4-Dichlorophenol	Liquid-Liquid Extraction, Gas Chromatographic/ Mass Spectrometric Method ⁽⁴⁾
54	1,2-Dichloropropane	Purge and Trap, Gas Chromatographic/ Mass Spectrometric Method ⁽⁴⁾
55	1,3-Dichloropropane	Purge and Trap, Gas Chromatographic/ Mass Spectrometric Method ⁽⁴⁾
56	1,3-Dichloropropene	Purge and Trap, Gas Chromatographic/ Mass Spectrometric Method ⁽⁴⁾
57	Dieldrin	Liquid-Liquid Extraction, Gas Chromatographic/ Mass Spectrometric Method ⁽⁴⁾
58	Diethyl Phthalate	Liquid-Liquid Extraction, Gas Chromatographic/ Mass Spectrometric Method ⁽⁴⁾
59	2,4-Dimethylphenol	Liquid-Liquid Extraction, Gas Chromatographic/ Mass Spectrometric Method ⁽⁴⁾
60	2,4-Dinitrophenol	Liquid-Liquid Extraction, Gas Chromatographic/ Mass Spectrometric Method ⁽⁴⁾
61	2,4-Dinitrotoluene	Liquid-Liquid Extraction, Gas Chromatographic/ Mass Spectrometric Method ⁽⁴⁾
62	2,6-Dinitrotoluene	Liquid-Liquid Extraction, Gas Chromatographic/ Mass Spectrometric Method ⁽⁴⁾
63	Di-n-Octyl Phthalate	Liquid-Liquid Extraction, Gas Chromatographic/ Mass Spectrometric Method ⁽⁴⁾
64	Endosulfan	Liquid-Liquid Extraction, Gas Chromatographic/ Mass Spectrometric Method ⁽⁴⁾
65	Endrin	Liquid-Liquid Extraction, Gas Chromatographic/ Mass Spectrometric Method ⁽⁴⁾
66	Ethylbenzene	Purge and Trap, Gas Chromatographic/ Mass Spectrometric Method ⁽⁴⁾
67	Fluoranthene	Liquid-Liquid Extraction, Gas Chromatographic/ Mass Spectrometric Method ⁽⁴⁾


 (นางธิภาญจน์ ชิตตรกุลชัย)
 ผู้อำนวยการศูนย์มาตรฐานวิธีการวิเคราะห์สิ่งแวดล้อม
 กรมควบคุมมลพิษ (ก/อ.ส.อ.)


68 Fluorene...

ลำดับที่	สารมลพิษ	วิธีวิเคราะห์
68	Fluorene	Liquid-Liquid Extraction, Gas Chromatographic/ Mass Spectrometric Method ⁽⁴⁾
69	Heptachlor	Liquid-Liquid Extraction, Gas Chromatographic/ Mass Spectrometric Method ⁽⁴⁾
70	Heptachlor epoxide	Liquid-Liquid Extraction, Gas Chromatographic/ Mass Spectrometric Method ⁽⁴⁾
71	Hexachlorobenzene	Liquid-Liquid Extraction, Gas Chromatographic/ Mass Spectrometric Method ⁽⁴⁾
72	Hexachloro-1,3-butadiene	Purge and Trap, Gas Chromatographic/ Mass Spectrometric Method ⁽⁴⁾
73	n-Hexane	Purge and Trap, Gas Chromatographic/ Mass Spectrometric Method ⁽⁴⁾
74	α-HCH	Liquid-Liquid Extraction, Gas Chromatographic/ Mass Spectrometric Method ⁽⁴⁾
75	β-HCH	Liquid-Liquid Extraction, Gas Chromatographic/ Mass Spectrometric Method ⁽⁴⁾
76	γ-HCH	Liquid-Liquid Extraction, Gas Chromatographic/ Mass Spectrometric Method ⁽⁴⁾
77	Hexachlorocyclopentadiene	Liquid-Liquid Extraction, Gas Chromatographic/ Mass Spectrometric Method ⁽⁴⁾
78	Hexachloroethane	Liquid-Liquid Extraction, Gas Chromatographic/ Mass Spectrometric Method ⁽⁴⁾
79	Indeno(1,2,3-cd)pyrene	Liquid-Liquid Extraction, Gas Chromatographic/ Mass Spectrometric Method ⁽⁴⁾
80	Isophorone	Liquid-Liquid Extraction, Gas Chromatographic/ Mass Spectrometric Method ⁽⁴⁾
81	Lead	1) Digestion, Inductively Coupled Plasma Method ⁽⁴⁾ 2) Digestion, Inductively Coupled Plasma/ Mass Spectrometric Method ⁽⁴⁾
82	Manganese	1) Digestion, Inductively Coupled Plasma Method ⁽⁴⁾ 2) Digestion, Inductively Coupled Plasma/ Mass Spectrometric Method ⁽⁴⁾
83	Mercury	1) Cold Vapor Atomic Absorption Spectrometric Method ⁽⁴⁾ 2) Digestion, Inductively Coupled Plasma/ Mass Spectrometric Method ⁽⁴⁾


 (นางธิภาญจน์ ชิตตรกุลชัย)
 ผู้อำนวยการศูนย์มาตรฐานวิธีการวิเคราะห์สิ่งแวดล้อม
 กรมควบคุมมลพิษ (ก/อ.ส.อ.)

84 Methanol...

ลำดับที่	สารมลพิษ	วิธีวิเคราะห์
84	Methanol	1) Purge and Trap, Gas Chromatographic/ Mass Spectrometric Method ⁽⁴⁾ 2) Equilibrium Headspace, Gas Chromatographic/ Mass Spectrometric Method ⁽⁴⁾
85	Methoxychlor	Liquid-Liquid Extraction, Gas Chromatographic/ Mass Spectrometric Method ⁽⁴⁾
86	Methyl Bromide	Purge and Trap, Gas Chromatographic/ Mass Spectrometric Method ⁽⁴⁾
87	Methylene Chloride	Purge and Trap, Gas Chromatographic/ Mass Spectrometric Method ⁽⁴⁾
88	2-Methylphenol	Liquid-Liquid Extraction, Gas Chromatographic/ Mass Spectrometric Method ⁽⁴⁾
89	2-Methylnaphthalene	Liquid-Liquid Extraction, Gas Chromatographic/ Mass Spectrometric Method ⁽⁴⁾
90	Methyl tert-Butyl Ether	Purge and Trap, Gas Chromatographic/ Mass Spectrometric Method ⁽⁴⁾
91	Naphthalene	Liquid-Liquid Extraction, Gas Chromatographic/ Mass Spectrometric Method ⁽⁴⁾
92	Nickel	1) Digestion, Inductively Coupled Plasma Method ⁽⁴⁾ 2) Digestion, Inductively Coupled Plasma/ Mass Spectrometric Method ⁽⁴⁾
93	Nitrobenzene	Liquid-Liquid Extraction, Gas Chromatographic/ Mass Spectrometric Method ⁽⁴⁾
94	N-Nitrosodiphenylamine	Liquid-Liquid Extraction, Gas Chromatographic/ Mass Spectrometric Method ⁽⁴⁾
95	N-Nitrosodi-n-Propylamine	Liquid-Liquid Extraction, Gas Chromatographic/ Mass Spectrometric Method ⁽⁴⁾
96	Polychlorinated Biphenyls - PCB 1016 - PCB 1221 - PCB 1232 - PCB 1242 - PCB 1248 - PCB 1254 - PCB 1260	Liquid-Liquid Extraction, Gas Chromatographic/ Mass Spectrometric Method ⁽⁴⁾


 (นางธิภาญจน์ ชิตตรกุลชัย)
 ผู้อำนวยการศูนย์มาตรฐานวิธีการวิเคราะห์สิ่งแวดล้อม
 กรมควบคุมมลพิษ (ก/อ.ส.อ.)

97 Pentachlorophenol...

ลำดับที่	สารมลพิษ	วิธีวิเคราะห์
97	Pentachlorophenol	Liquid-Liquid Extraction, Gas Chromatographic/ Mass Spectrometric Method ⁽⁴⁾
98	pH	Electrometric Method ⁽⁴⁾
99	Phenanthrene	Liquid-Liquid Extraction, Gas Chromatographic/ Mass Spectrometric Method ⁽⁴⁾
100	Phenol	1) Distillation, Direct Photometric Method ⁽⁴⁾ 2) Liquid-Liquid Extraction, Gas Chromatographic/ Mass Spectrometric Method ⁽⁴⁾
101	Pyrene	Liquid-Liquid Extraction, Gas Chromatographic/ Mass Spectrometric Method ⁽⁴⁾
102	Selenium	1) Digestion, Inductively Coupled Plasma Method ⁽⁴⁾ 2) Digestion, Inductively Coupled Plasma/ Mass Spectrometric Method ⁽⁴⁾
103	Silver	1) Digestion, Inductively Coupled Plasma Method ⁽⁴⁾ 2) Digestion, Inductively Coupled Plasma/ Mass Spectrometric Method ⁽⁴⁾
104	Styrene	Purge and Trap, Gas Chromatographic/ Mass Spectrometric Method ⁽⁴⁾
105	1,1,2,2-Tetrachloroethane	Purge and Trap, Gas Chromatographic/ Mass Spectrometric Method ⁽⁴⁾
106	Tetrachloroethylene	Purge and Trap, Gas Chromatographic/ Mass Spectrometric Method ⁽⁴⁾
107	Toluene	Purge and Trap, Gas Chromatographic/ Mass Spectrometric Method ⁽⁴⁾
108	Toxaphene	Liquid-Liquid Extraction, Gas Chromatographic/ Mass Spectrometric Method ⁽⁴⁾
109	TPH (C ₈ -C ₆)	Purge and Trap, Gas Chromatographic/ Mass Spectrometric Method ^(1,3,20)
110	TPH (C ₈ -C ₁₂)	Solvent Extraction, Gas Chromatographic Method ^(9,21)
111	TPH (C ₁₅ -C ₃₃)	Solvent Extraction, Gas Chromatographic Method ^(9,21)
112	1,2,4-Trichlorobenzene	Purge and Trap, Gas Chromatographic/ Mass Spectrometric Method ⁽⁴⁾
113	1,1,1-Trichloroethane	Purge and Trap, Gas Chromatographic/ Mass Spectrometric Method ⁽⁴⁾

114 1,1,2-Trichloroethane...

(นางริกาญจน์ อัครสกุลวิไล)
ผู้อำนวยการศูนย์มาตรฐานวิธีการวิเคราะห์มลพิษ
และประเมินผลกระทบสิ่งแวดล้อม

ลำดับที่	สารมลพิษ	วิธีวิเคราะห์
114	1,1,2-Trichloroethane	Purge and Trap, Gas Chromatographic/ Mass Spectrometric Method ⁽⁴⁾
115	Trichloroethylene	Purge and Trap, Gas Chromatographic/ Mass Spectrometric Method ⁽⁴⁾
116	2,4,5-Trichlorophenol	Liquid-Liquid Extraction, Gas Chromatographic/ Mass Spectrometric Method ⁽⁴⁾
117	2,4,6-Trichlorophenol	Liquid-Liquid Extraction, Gas Chromatographic/ Mass Spectrometric Method ⁽⁴⁾
118	1,3,5-Trimethylbenzene	Purge and Trap, Gas Chromatographic/ Mass Spectrometric Method ⁽⁴⁾
119	Vanadium	1) Digestion, Inductively Coupled Plasma Method ⁽⁴⁾ 2) Digestion, Inductively Coupled Plasma/ Mass Spectrometric Method ⁽⁴⁾
120	Vinyl Acetate	Purge and Trap, Gas Chromatographic/ Mass Spectrometric Method ⁽⁴⁾
121	Vinyl Chloride	Purge and Trap, Gas Chromatographic/ Mass Spectrometric Method ⁽⁴⁾
122	m-Xylene	Purge and Trap, Gas Chromatographic/ Mass Spectrometric Method ⁽⁴⁾
123	o-Xylene	Purge and Trap, Gas Chromatographic/ Mass Spectrometric Method ⁽⁴⁾
124	p-Xylene	Purge and Trap, Gas Chromatographic/ Mass Spectrometric Method ⁽⁴⁾
125	Xylene (Total)	Purge and Trap, Gas Chromatographic/ Mass Spectrometric Method ⁽⁴⁾
126	Zinc	1) Digestion, Inductively Coupled Plasma Method ⁽⁴⁾ 2) Digestion, Inductively Coupled Plasma/ Mass Spectrometric Method ⁽⁴⁾

ภาคเคมี (ต่อเนื่องจาก) จำนวน 16 รายการ

ลำดับที่	สารมลพิษ	วิธีวิเคราะห์
1	Antimony	Isokinetic, Digestion, Inductively Coupled Plasma Method ⁽⁴⁾
2	Arsenic	Isokinetic, Digestion, Inductively Coupled Plasma Method ⁽⁴⁾

3 Carbon Monoxide...

(นางริกาญจน์ อัครสกุลวิไล)
ผู้อำนวยการศูนย์มาตรฐานวิธีการวิเคราะห์มลพิษ
และประเมินผลกระทบสิ่งแวดล้อม

ลำดับที่	สารมลพิษ	วิธีวิเคราะห์
3	Carbon Monoxide	1) Sampling Bag Non-Dispersive Infrared Method ⁽⁴⁾ 2) Non-Dispersive Infrared Method ⁽⁴⁾ 3) Instrumental Analyzer Method ⁽⁴⁾
4	Chlorine	1) Absorption Sampling, Ion Chromatographic Method ⁽⁴⁾ 2) Isokinetic Sampling, Ion Chromatographic Method ⁽⁴⁾
5	Copper	Isokinetic, Digestion, Inductively Coupled Plasma Method ⁽⁴⁾
6	Dioxins	Isokinetic Sampling, Analysis by ISO/IEC 17025 Accredited Laboratory or Analysis by Department of Industrial Works Registered Laboratory (Dioxins/Furans Analysis Approved) ⁽⁴⁾
7	Hydrogen Chloride	1) Absorption Sampling, Ion Chromatographic Method ⁽⁴⁾ 2) Isokinetic Sampling, Ion Chromatographic Method ⁽⁴⁾
8	Hydrogen Sulfide	Absorption Sampling, Iodometric Method ⁽⁴⁾
9	Lead	Isokinetic, Digestion, Inductively Coupled Plasma Method ⁽⁴⁾
10	Mercury	1) Isokinetic Sampling, Digestion, Cold-Vapor Atomic Absorption Spectrometric Method ⁽⁴⁾ 2) Isokinetic, Digestion, Inductively Coupled Plasma Method ⁽⁴⁾
11	Opacity	Ringelmann's Method ⁽²⁾
12	Oxides of Nitrogen	1) Absorption Sampling, Phenoldisulfonic Acid Method ⁽⁴⁾ 2) Chemiluminescence Method ⁽⁴⁾ 3) Instrumental Analyzer Method ⁽⁴⁾
13	Sulfur Dioxide	1) Absorption Sampling, Barium-Thorin Titrimetric Method ⁽⁴⁾ 2) UV Fluorescence Method ⁽⁴⁾ 3) Instrumental Analyzer Method ⁽⁴⁾
14	Sulfuric Acid	Isokinetic Sampling, Barium-Thorin Titrimetric Method ⁽⁴⁾
15	Total Suspended Particulate	Isokinetic Sampling, Gravimetric Method ⁽⁴⁾
16	Xylene	Absorption Sampling, Gas Chromatographic Method ⁽⁴⁾

สิ่งบ่งชี้...

(นางริกาญจน์ อัครสกุลวิไล)
ผู้อำนวยการศูนย์มาตรฐานวิธีการวิเคราะห์มลพิษ
และประเมินผลกระทบสิ่งแวดล้อม

สิ่งบ่งชี้หรือวัตถุที่ไม่ใช่แล้ว จำนวน 35 รายการ

ลำดับที่	สารมลพิษ	วิธีวิเคราะห์
1	Aldrin	1) Waste Extraction, Separatory Funnel Liquid-Liquid Extraction, Gas Chromatographic/Mass Spectrometric Method ^(1,3,20) 2) Soxhlet Extraction, Gas Chromatographic Method ^(10,22) 3) Automated Soxhlet Extraction, Gas Chromatographic Method ^(22,31)
2	Antimony	1) Waste Extraction, Digestion, Inductively Coupled Plasma Method ^(1,6,13) 2) Waste Extraction, Digestion, Inductively Coupled Plasma/Mass Spectrometric Method ^(1,6,16) 3) Digestion, Inductively Coupled Plasma Method ^(7,15) 4) Digestion, Inductively Coupled Plasma/ Mass Spectrometric Method ^(7,16)
3	Arsenic	1) Waste Extraction, Digestion, Inductively Coupled Plasma Method ^(1,6,13) 2) Waste Extraction, Digestion, Inductively Coupled Plasma/Mass Spectrometric Method ^(1,6,16) 3) Digestion, Inductively Coupled Plasma Method ^(7,15) 4) Digestion, Inductively Coupled Plasma/ Mass Spectrometric Method ^(7,16)
4	Barium	1) Waste Extraction, Digestion, Inductively Coupled Plasma Method ^(1,6,13) 2) Waste Extraction, Digestion, Inductively Coupled Plasma/Mass Spectrometric Method ^(1,6,16) 3) Digestion, Inductively Coupled Plasma Method ^(7,15) 4) Digestion, Inductively Coupled Plasma/ Mass Spectrometric Method ^(7,16)
5	Beryllium	1) Waste Extraction, Digestion, Inductively Coupled Plasma Method ^(1,6,13) 2) Waste Extraction, Digestion, Inductively Coupled Plasma/Mass Spectrometric Method ^(1,6,16) 3) Digestion, Inductively Coupled Plasma Method ^(7,15) 4) Digestion, Inductively Coupled Plasma/ Mass Spectrometric Method ^(7,16)

6 Cadmium...

(นางริกาญจน์ อัครสกุลวิไล)
ผู้อำนวยการศูนย์มาตรฐานวิธีการวิเคราะห์มลพิษ
และประเมินผลกระทบสิ่งแวดล้อม

ลำดับที่	สารมลพิษ	วิธีวิเคราะห์
6	Cadmium	1) Waste Extraction, Digestion, Inductively Coupled Plasma Method ^(1,6,15) 2) Waste Extraction, Digestion, Inductively Coupled Plasma/Mass Spectrometric Method ^(1,6,16) 3) Digestion, Inductively Coupled Plasma Method ^(7,15) 4) Digestion, Inductively Coupled Plasma/Mass Spectrometric Method ^(7,16)
7	Chlordane	1) Waste Extraction, Separatory Funnel Liquid-Liquid Extraction, Gas Chromatographic/Mass Spectrometric Method ^(1,9,20) 2) Soxhlet Extraction, Gas Chromatographic Method ^(10,22) 3) Automated Soxhlet Extraction, Gas Chromatographic Method ^(22,31)
8	Chromium	1) Waste Extraction, Digestion, Inductively Coupled Plasma Method ^(1,6,15) 2) Waste Extraction, Digestion, Inductively Coupled Plasma/Mass Spectrometric Method ^(1,6,16) 3) Digestion, Inductively Coupled Plasma Method ^(7,15) 4) Digestion, Inductively Coupled Plasma/Mass Spectrometric Method ^(7,16)
9	Chromium (III)	1) Waste Extraction, Digestion, Inductively Coupled Plasma Method; Waste Extraction, Colorimetric Method; Calculation Method ^(1,6,13,17) 2) Waste Extraction, Digestion, Inductively Coupled Plasma/Mass Spectrometric Method; Waste Extraction, Colorimetric Method; Calculation Method ^(1,6,16,17) 3) Digestion, Inductively Coupled Plasma Method; Alkaline Digestion, Colorimetric Method; Calculation Method ^(7,8,13,17) 4) Digestion, Inductively Coupled Plasma/Mass Spectrometric Method; Alkaline Digestion, Colorimetric Method; Calculation Method ^(7,8,16,17)
10	Chromium (VI)	1) Waste Extraction, Colorimetric Method ^(1,6,17) 2) Alkaline Digestion, Colorimetric Method ^(8,17)

วิมล
(นางสาวอุษณีย์ อัครสกุลวิไล)
ผู้อำนวยการศูนย์มาตรฐานวิธีการวิเคราะห์สิ่งแวดล้อมพิษ
กรมส่งเสริมการค้าระหว่างประเทศ
กระทรวงพาณิชย์

11 Cobalt...

ลำดับที่	สารมลพิษ	วิธีวิเคราะห์
11	Cobalt	1) Waste Extraction, Digestion, Inductively Coupled Plasma Method ^(1,6,15) 2) Waste Extraction, Digestion, Inductively Coupled Plasma/Mass Spectrometric Method ^(1,6,16) 3) Digestion, Inductively Coupled Plasma Method ^(7,15) 4) Digestion, Inductively Coupled Plasma/Mass Spectrometric Method ^(7,16)
12	Copper	1) Waste Extraction, Digestion, Inductively Coupled Plasma Method ^(1,6,15) 2) Waste Extraction, Digestion, Inductively Coupled Plasma/Mass Spectrometric Method ^(1,6,16) 3) Digestion, Inductively Coupled Plasma Method ^(7,15) 4) Digestion, Inductively Coupled Plasma/Mass Spectrometric Method ^(7,16)
13	2,4-D	1) Waste Extraction, Separatory Funnel Liquid-Liquid Extraction, Gas Chromatographic/Mass Spectrometric Method ^(1,9,20) 2) Soxhlet Extraction, Gas Chromatographic Method ^(10,22) 3) Automated Soxhlet Extraction, Gas Chromatographic Method ^(22,31)
14	DDD	1) Waste Extraction, Separatory Funnel Liquid-Liquid Extraction, Gas Chromatographic/Mass Spectrometric Method ^(1,9,20) 2) Soxhlet Extraction, Gas Chromatographic Method ^(10,22) 3) Automated Soxhlet Extraction, Gas Chromatographic Method ^(22,31)
15	DDE	1) Waste Extraction, Separatory Funnel Liquid-Liquid Extraction, Gas Chromatographic/Mass Spectrometric Method ^(1,9,20) 2) Soxhlet Extraction, Gas Chromatographic Method ^(10,22) 3) Automated Soxhlet Extraction, Gas Chromatographic Method ^(22,31)
16	DDT	1) Waste Extraction, Separatory Funnel Liquid-Liquid Extraction, Gas Chromatographic/Mass Spectrometric Method ^(1,9,20)

วิมล
(นางสาวอุษณีย์ อัครสกุลวิไล)
ผู้อำนวยการศูนย์มาตรฐานวิธีการวิเคราะห์สิ่งแวดล้อมพิษ
กรมส่งเสริมการค้าระหว่างประเทศ
กระทรวงพาณิชย์

2) Soxhlet...

ลำดับที่	สารมลพิษ	วิธีวิเคราะห์
17	Dieldrin	2) Soxhlet Extraction, Gas Chromatographic Method ^(10,22) 3) Automated Soxhlet Extraction, Gas Chromatographic Method ^(22,31) 1) Waste Extraction, Separatory Funnel Liquid-Liquid Extraction, Gas Chromatographic/Mass Spectrometric Method ^(1,9,20) 2) Soxhlet Extraction, Gas Chromatographic Method ^(10,22) 3) Automated Soxhlet Extraction, Gas Chromatographic Method ^(22,31)
18	Endrin	1) Waste Extraction, Separatory Funnel Liquid-Liquid Extraction, Gas Chromatographic/Mass Spectrometric Method ^(1,9,20) 2) Soxhlet Extraction, Gas Chromatographic Method ^(10,22) 3) Automated Soxhlet Extraction, Gas Chromatographic Method ^(22,31)
19	Heptachlor	1) Waste Extraction, Separatory Funnel Liquid-Liquid Extraction, Gas Chromatographic/Mass Spectrometric Method ^(1,9,20) 2) Soxhlet Extraction, Gas Chromatographic Method ^(10,22) 3) Automated Soxhlet Extraction, Gas Chromatographic Method ^(22,31)
20	Lead	1) Waste Extraction, Digestion, Inductively Coupled Plasma Method ^(1,6,15) 2) Waste Extraction, Digestion, Inductively Coupled Plasma/Mass Spectrometric Method ^(1,6,16) 3) Digestion, Inductively Coupled Plasma Method ^(7,15) 4) Digestion, Inductively Coupled Plasma/Mass Spectrometric Method ^(7,16)
21	Lindane	1) Waste Extraction, Separatory Funnel Liquid-Liquid Extraction, Gas Chromatographic/Mass Spectrometric Method ^(1,9,20) 2) Soxhlet Extraction, Gas Chromatographic Method ^(10,22) 3) Automated Soxhlet Extraction, Gas Chromatographic Method ^(22,31)
22	Mercury	1) Waste Extraction, Digestion, Cold-Vapor Atomic Absorption Spectrometric Method ^(1,6,18)

วิมล
(นางสาวอุษณีย์ อัครสกุลวิไล)
ผู้อำนวยการศูนย์มาตรฐานวิธีการวิเคราะห์สิ่งแวดล้อมพิษ
กรมส่งเสริมการค้าระหว่างประเทศ
กระทรวงพาณิชย์

2) Waste Extraction...

ลำดับที่	สารมลพิษ	วิธีวิเคราะห์
		2) Waste Extraction, Thermal Decomposition Amalgamation and Atomic Absorption Spectrometric Method ^(1,6,19) 3) Waste Extraction, Digestion, Cold-Vapor Atomic Fluorescence Spectrometric Method ^(1,6,20) 4) Digestion, Cold-Vapor Atomic Absorption Spectrometric Method ^(1,8) 5) Thermal Decomposition Amalgamation and Atomic Absorption Spectrometric Method ⁽⁹⁾ 6) Digestion, Cold-Vapor Atomic Fluorescence Spectrometric Method ⁽²⁰⁾
23	Methoxychlor	1) Waste Extraction, Separatory Funnel Liquid-Liquid Extraction, Gas Chromatographic/Mass Spectrometric Method ^(1,9,20) 2) Soxhlet Extraction, Gas Chromatographic Method ^(10,22) 3) Automated Soxhlet Extraction, Gas Chromatographic Method ^(22,31)
24	Mirex	1) Waste Extraction, Separatory Funnel Liquid-Liquid Extraction, Gas Chromatographic/Mass Spectrometric Method ^(1,9,20) 2) Soxhlet Extraction, Gas Chromatographic Method ^(10,22) 3) Automated Soxhlet Extraction, Gas Chromatographic Method ^(22,31)
25	Molybdenum	1) Waste Extraction, Digestion, Inductively Coupled Plasma Method ^(1,6,15) 2) Waste Extraction, Digestion, Inductively Coupled Plasma/Mass Spectrometric Method ^(1,6,16) 3) Digestion, Inductively Coupled Plasma Method ^(7,15) 4) Digestion, Inductively Coupled Plasma/Mass Spectrometric Method ^(7,16)
26	Nickel	1) Waste Extraction, Digestion, Inductively Coupled Plasma Method ^(1,6,15) 2) Waste Extraction, Digestion, Inductively Coupled Plasma/Mass Spectrometric Method ^(1,6,16) 3) Digestion, Inductively Coupled Plasma Method ^(7,15) 4) Digestion, Inductively Coupled Plasma/Mass Spectrometric Method ^(7,16)

วิมล
(นางสาวอุษณีย์ อัครสกุลวิไล)
ผู้อำนวยการศูนย์มาตรฐานวิธีการวิเคราะห์สิ่งแวดล้อมพิษ
กรมส่งเสริมการค้าระหว่างประเทศ
กระทรวงพาณิชย์

27 Polychlorinated...

ลำดับที่	สารมลพิษ	วิธีวิเคราะห์
27	Polychlorinated biphenyls (PCBs) - Aroclor 1016 - Aroclor 1221 - Aroclor 1232 - Aroclor 1242 - Aroclor 1248 - Aroclor 1254 - Aroclor 1260 - 2-Chlorobiphenyl - 2,3-Dichlorobiphenyl - 2,2',5-Trichlorobiphenyl - 2,4',5-Trichlorobiphenyl - 2,2',3,5'-Tetrachlorobiphenyl - 2,2',5,5'-Tetrachlorobiphenyl - 2,3',4,4'-Tetrachlorobiphenyl - 2,2',3,4,5'-Pentachlorobiphenyl - 2,2',4,5,5'-Pentachlorobiphenyl - 2,3,3',4',6-Pentachlorobiphenyl - 2,2',3,4,4',5'-Hexachlorobiphenyl - 2,2',3,4,5,5'-Hexachlorobiphenyl - 2,2',3,5,5',6-Hexachlorobiphenyl - 2,2',4,4',5,5'-Hexachlorobiphenyl - 2,2',3,3',4,4',5-Heptachlorobiphenyl - 2,2',3,4,4',5,5'-Heptachlorobiphenyl - 2,2',3,4,4',5,6-Heptachlorobiphenyl - 2,2',3,4',5,5',6-Heptachlorobiphenyl - 2,2',3,3',4,4',5,6-Heptachlorobiphenyl - Nonachlorobiphenyl	1) Waste Extraction, Separatory Funnel Liquid-Liquid Extraction, Gas Chromatographic Method ^(1,6,23) 2) Soxhlet Extraction, Gas Chromatographic Method ^(10,23) 3) Automated Soxhlet Extraction, Gas Chromatographic Method ^(22,31)

28 PentachlorophenoL...

(นางวิภาญจน์ อัครสกุลวิไล)
ผู้อำนวยการศูนย์มาตรฐานวิธีการวิเคราะห์สิ่งแวดล้อมพิษ

ลำดับที่	สารมลพิษ	วิธีวิเคราะห์
28	Pentachlorophenol	1) Waste Extraction, Separatory Funnel Liquid-Liquid Extraction, Gas Chromatographic/Mass Spectrometric Method ^(1,9,23) 2) Soxhlet Extraction, Gas Chromatographic Method ^(10,22) 3) Automated Soxhlet Extraction, Gas Chromatographic Method ^(22,31)
29	pH	Electrometric Method ^(27,36)
30	Selenium	1) Waste Extraction, Digestion, Inductively Coupled Plasma Method ^(1,4,13) 2) Waste Extraction, Digestion, Inductively Coupled Plasma/Mass Spectrometric Method ^(1,6,16) 3) Digestion, Inductively Coupled Plasma Method ^(7,13) 4) Digestion, Inductively Coupled Plasma/Mass Spectrometric Method ^(7,16)
31	Silver	1) Waste Extraction, Digestion, Inductively Coupled Plasma Method ^(1,4,13) 2) Waste Extraction, Digestion, Inductively Coupled Plasma/Mass Spectrometric Method ^(1,4,16)
32	Thallium	1) Waste Extraction, Digestion, Inductively Coupled Plasma Method ^(1,4,13) 2) Waste Extraction, Digestion, Inductively Coupled Plasma/Mass Spectrometric Method ^(1,4,16) 3) Digestion, Inductively Coupled Plasma Method ^(7,13) 4) Digestion, Inductively Coupled Plasma/Mass Spectrometric Method ^(7,16)
33	Toxaphene	1) Waste Extraction, Separatory Funnel Liquid-Liquid Extraction, Gas Chromatographic/Mass Spectrometric Method ^(1,9,23) 2) Soxhlet Extraction, Gas Chromatographic Method ^(10,22) 3) Automated Soxhlet Extraction, Gas Chromatographic Method ^(22,31)
34	Vanadium	1) Waste Extraction, Digestion, Inductively Coupled Plasma Method ^(1,4,13) 2) Waste Extraction, Digestion, Inductively Coupled Plasma/Mass Spectrometric Method ^(1,6,16) 3) Digestion, Inductively Coupled Plasma Method ^(7,13)

4) Digestion...

(นางวิภาญจน์ อัครสกุลวิไล)
ผู้อำนวยการศูนย์มาตรฐานวิธีการวิเคราะห์สิ่งแวดล้อมพิษ

ลำดับที่	สารมลพิษ	วิธีวิเคราะห์
35	Zinc	4) Digestion, Inductively Coupled Plasma/Mass Spectrometric Method ^(7,16) 1) Waste Extraction, Digestion, Inductively Coupled Plasma Method ^(1,6,13) 2) Waste Extraction, Digestion, Inductively Coupled Plasma/Mass Spectrometric Method ^(1,6,16) 3) Digestion, Inductively Coupled Plasma Method ^(7,13) 4) Digestion, Inductively Coupled Plasma/Mass Spectrometric Method ^(7,16)

ดิน จำนวน 125 รายการ

ลำดับที่	สารมลพิษ	วิธีวิเคราะห์
1	Acenaphthene	Automated Soxhlet Extraction, Gas Chromatographic/Mass Spectrometric Method ^(25,31)
2	Acetone	Purge and Trap, Gas Chromatographic/Mass Spectrometric Method ^(13,20)
3	Aldrin	1) Soxhlet Extraction, Gas Chromatographic Method ^(10,22) 2) Automated Soxhlet Extraction, Gas Chromatographic/Mass Spectrometric Method ^(25,31)
4	Anthracene	Automated Soxhlet Extraction, Gas Chromatographic/Mass Spectrometric Method ^(25,31)
5	Antimony	1) Digestion, Inductively Coupled Plasma Method ^(7,13) 2) Digestion, Inductively Coupled Plasma/Mass Spectrometric Method ^(7,16)
6	Arsenic	1) Digestion, Inductively Coupled Plasma Method ^(7,13) 2) Digestion, Inductively Coupled Plasma/Mass Spectrometric Method ^(7,16)
7	Atrazine	1) Soxhlet Extraction, Gas Chromatographic Method ^(10,22) 2) Automated Soxhlet Extraction, Gas Chromatographic/Mass Spectrometric Method ^(25,31)
8	Barium	1) Digestion, Inductively Coupled Plasma Method ^(7,13) 2) Digestion, Inductively Coupled Plasma/Mass Spectrometric Method ^(7,16)

9 Benz(a)anthracene...

(นางวิภาญจน์ อัครสกุลวิไล)
ผู้อำนวยการศูนย์มาตรฐานวิธีการวิเคราะห์สิ่งแวดล้อมพิษ

ลำดับที่	สารมลพิษ	วิธีวิเคราะห์
9	Benz(a)anthracene	Automated Soxhlet Extraction, Gas Chromatographic/Mass Spectrometric Method ^(25,31)
10	Benzene	Purge and Trap, Gas Chromatographic/Mass Spectrometric Method ^(14,20)
11	Benzo(b)fluoranthene	Automated Soxhlet Extraction, Gas Chromatographic/Mass Spectrometric Method ^(25,31)
12	Benzo(k)fluoranthene	Automated Soxhlet Extraction, Gas Chromatographic/Mass Spectrometric Method ^(25,31)
13	Benzolc acid	Automated Soxhlet Extraction, Gas Chromatographic/Mass Spectrometric Method ^(25,31)
14	Benzo(a)pyrene	Automated Soxhlet Extraction, Gas Chromatographic/Mass Spectrometric Method ^(25,31)
15	Benzo(g,h,i)perylene	Automated Soxhlet Extraction, Gas Chromatographic/Mass Spectrometric Method ^(25,31)
16	Beryllium	1) Digestion, Inductively Coupled Plasma Method ^(7,13) 2) Digestion, Inductively Coupled Plasma/Mass Spectrometric Method ^(7,16)
17	Bis(2-chloroethyl)ether	Automated Soxhlet Extraction, Gas Chromatographic/Mass Spectrometric Method ^(25,31)
18	Bis(2-ethylhexyl)phthalate	Automated Soxhlet Extraction, Gas Chromatographic/Mass Spectrometric Method ^(25,31)
19	Bromodichloromethane	Purge and Trap, Gas Chromatographic/Mass Spectrometric Method ^(14,20)
20	Bromoform	Purge and Trap, Gas Chromatographic/Mass Spectrometric Method ^(14,20)
21	Butanol	Equilibrium Headspace, Gas Chromatographic/Mass Spectrometric Method ^(12,20)
22	Butyl Benzyl Phthalate	Automated Soxhlet Extraction, Gas Chromatographic/Mass Spectrometric Method ^(25,31)
23	Cadmium	1) Digestion, Inductively Coupled Plasma Method ^(7,13) 2) Digestion, Inductively Coupled Plasma/Mass Spectrometric Method ^(7,16)
24	Carbazole	Automated Soxhlet Extraction, Gas Chromatographic/Mass Spectrometric Method ^(25,31)
25	Carbon Disulfide	Purge and Trap, Gas Chromatographic/Mass Spectrometric Method ^(14,20)

26 Carbon tetrachloride...

(นางวิภาญจน์ อัครสกุลวิไล)
ผู้อำนวยการศูนย์มาตรฐานวิธีการวิเคราะห์สิ่งแวดล้อมพิษ

ลำดับที่	สารมลพิษ	วิธีวิเคราะห์
26	Carbon tetrachloride	Purge and Trap, Gas Chromatographic/ Mass Spectrometric Method ^(14,24)
27	Chlordane	1) Soxhlet Extraction, Gas Chromatographic/ Mass Spectrometric Method ^(10,22) 2) Automated Soxhlet Extraction, Gas Chromatographic/ Mass Spectrometric Method ^(25,31)
28	p-Chloroaniline	Automated Soxhlet Extraction, Gas Chromatographic/ Mass Spectrometric Method ^(25,31)
29	Chlorobenzene	Purge and Trap, Gas Chromatographic/ Mass Spectrometric Method ^(14,24)
30	Chlorodibromomethane	Purge and Trap, Gas Chromatographic/ Mass Spectrometric Method ^(14,24)
31	Chloroform	Purge and Trap, Gas Chromatographic/ Mass Spectrometric Method ^(14,24)
32	2-Chlorophenol	Automated Soxhlet Extraction, Gas Chromatographic/ Mass Spectrometric Method ^(25,31)
33	Chromium	1) Digestion, Inductively Coupled Plasma Method ^(7,15) 2) Digestion, Inductively Coupled Plasma/ Mass Spectrometric Method ^(7,16)
34	Chromium (III)	1) Digestion, Inductively Coupled Plasma Method; Alkaline Digestion, Colorimetric Method; Calculation Method ^(7,15,17) 2) Digestion, Inductively Coupled Plasma/ Mass Spectrometric Method; Alkaline Digestion, Colorimetric Method; Calculation Method ^(7,16,17)
35	Chromium (VI)	Alkaline Digestion, Colorimetric Method ^(8,17)
36	Chrysene	Automated Soxhlet Extraction, Gas Chromatographic/ Mass Spectrometric Method ^(25,31)
37	Cyanide	Extraction, Distillation, Colorimetric Method ^(25,28)
38	2,4-D	1) Soxhlet Extraction, Gas Chromatographic/ Mass Spectrometric Method ^(10,22) 2) Automated Soxhlet Extraction, Gas Chromatographic/ Mass Spectrometric Method ^(25,31)
39	DDO	1) Soxhlet Extraction, Gas Chromatographic/ Mass Spectrometric Method ^(10,22) 2) Automated Soxhlet Extraction, Gas Chromatographic/ Mass Spectrometric Method ^(25,31)

วิทย์
(นางวิภาดา ชัยกุลกิจ)
ผู้อำนวยการศูนย์การวิเคราะห์ทางเคมี

40 DDE...

ลำดับที่	สารมลพิษ	วิธีวิเคราะห์
40	DDE	1) Soxhlet Extraction, Gas Chromatographic/ Method ^(10,22) 2) Automated Soxhlet Extraction, Gas Chromatographic/ Mass Spectrometric Method ^(25,31)
41	DDT	1) Soxhlet Extraction, Gas Chromatographic/ Method ^(10,22) 2) Automated Soxhlet Extraction, Gas Chromatographic/ Mass Spectrometric Method ^(25,31)
42	Dibenz(a,h)anthracene	Automated Soxhlet Extraction, Gas Chromatographic/ Mass Spectrometric Method ^(25,31)
43	Di-n-Butyl Phthalate	Automated Soxhlet Extraction, Gas Chromatographic/ Mass Spectrometric Method ^(25,31)
44	1,2-Dichlorobenzene	Purge and Trap, Gas Chromatographic/ Mass Spectrometric Method ^(14,24)
45	1,3-Dichlorobenzene	Purge and Trap, Gas Chromatographic/ Mass Spectrometric Method ^(14,24)
46	1,4-Dichlorobenzene	Purge and Trap, Gas Chromatographic/ Mass Spectrometric Method ^(14,24)
47	3,3-Dichlorobenzidine	Automated Soxhlet Extraction, Gas Chromatographic/ Mass Spectrometric Method ^(25,31)
48	1,1-Dichloroethane	Purge and Trap, Gas Chromatographic/ Mass Spectrometric Method ^(14,24)
49	1,2-Dichloroethane	Purge and Trap, Gas Chromatographic/ Mass Spectrometric Method ^(14,24)
50	1,1-Dichloroethylene	Purge and Trap, Gas Chromatographic/ Mass Spectrometric Method ^(14,24)
51	cis-1,2-Dichloroethylene	Purge and Trap, Gas Chromatographic/ Mass Spectrometric Method ^(14,24)
52	trans-1,2-Dichloroethylene	Purge and Trap, Gas Chromatographic/ Mass Spectrometric Method ^(14,24)
53	2,4-Dichlorophenol	Automated Soxhlet Extraction, Gas Chromatographic/ Mass Spectrometric Method ^(25,31)
54	1,2-Dichloropropane	Purge and Trap, Gas Chromatographic/ Mass Spectrometric Method ^(14,24)
55	1,3-Dichloropropane	Purge and Trap, Gas Chromatographic/ Mass Spectrometric Method ^(14,24)
56	1,3-Dichloropropene	Purge and Trap, Gas Chromatographic/ Mass Spectrometric Method ^(14,24)

วิทย์
(นางวิภาดา ชัยกุลกิจ)
ผู้อำนวยการศูนย์การวิเคราะห์ทางเคมี

57 Dieldrin...

ลำดับที่	สารมลพิษ	วิธีวิเคราะห์
57	Dieldrin	1) Soxhlet Extraction, Gas Chromatographic/ Method ^(10,22) 2) Automated Soxhlet Extraction, Gas Chromatographic/ Mass Spectrometric Method ^(25,31)
58	Diethyl Phthalate	Automated Soxhlet Extraction, Gas Chromatographic/ Mass Spectrometric Method ^(25,31)
59	2,4-Dimethylphenol	Automated Soxhlet Extraction, Gas Chromatographic/ Mass Spectrometric Method ^(25,31)
60	2,4-Dinitrophenol	Automated Soxhlet Extraction, Gas Chromatographic/ Mass Spectrometric Method ^(25,31)
61	2,4-Dinitrotoluene	Automated Soxhlet Extraction, Gas Chromatographic/ Mass Spectrometric Method ^(25,31)
62	2,6-Dinitrotoluene	Automated Soxhlet Extraction, Gas Chromatographic/ Mass Spectrometric Method ^(25,31)
63	Di-n-Octyl Phthalate	Automated Soxhlet Extraction, Gas Chromatographic/ Mass Spectrometric Method ^(25,31)
64	Endosulfan	1) Soxhlet Extraction, Gas Chromatographic/ Method ^(10,22) 2) Automated Soxhlet Extraction, Gas Chromatographic/ Mass Spectrometric Method ^(25,31)
65	Endrin	1) Soxhlet Extraction, Gas Chromatographic/ Method ^(10,22) 2) Automated Soxhlet Extraction, Gas Chromatographic/ Mass Spectrometric Method ^(25,31)
66	Ethylbenzene	Purge and Trap, Gas Chromatographic/ Mass Spectrometric Method ^(14,24)
67	Fluoranthene	Automated Soxhlet Extraction, Gas Chromatographic/ Mass Spectrometric Method ^(25,31)
68	Fluorene	Automated Soxhlet Extraction, Gas Chromatographic/ Mass Spectrometric Method ^(25,31)
69	Heptachlor	1) Soxhlet Extraction, Gas Chromatographic/ Method ^(10,22) 2) Automated Soxhlet Extraction, Gas Chromatographic/ Mass Spectrometric Method ^(25,31)
70	Heptachlor Epoxide	1) Soxhlet Extraction, Gas Chromatographic/ Method ^(10,22) 2) Automated Soxhlet Extraction, Gas Chromatographic/ Mass Spectrometric Method ^(25,31)

วิทย์
(นางวิภาดา ชัยกุลกิจ)
ผู้อำนวยการศูนย์การวิเคราะห์ทางเคมี

71 Hexachlorobenzene...

ลำดับที่	สารมลพิษ	วิธีวิเคราะห์
71	Hexachlorobenzene	1) Soxhlet Extraction, Gas Chromatographic/ Method ^(10,22) 2) Automated Soxhlet Extraction, Gas Chromatographic/ Mass Spectrometric Method ^(25,31)
72	Hexachloro-1,3-butadiene	Purge and Trap, Gas Chromatographic/ Mass Spectrometric Method ^(14,24)
73	n-Hexane	Purge and Trap, Gas Chromatographic/ Mass Spectrometric Method ^(14,24)
74	α-HCH	1) Soxhlet Extraction, Gas Chromatographic/ Method ^(10,22) 2) Automated Soxhlet Extraction, Gas Chromatographic/ Mass Spectrometric Method ^(25,31)
75	β-HCH	1) Soxhlet Extraction, Gas Chromatographic/ Method ^(10,22) 2) Automated Soxhlet Extraction, Gas Chromatographic/ Mass Spectrometric Method ^(25,31)
76	γ-HCH	1) Soxhlet Extraction, Gas Chromatographic/ Method ^(10,22) 2) Automated Soxhlet Extraction, Gas Chromatographic/ Mass Spectrometric Method ^(25,31)
77	Hexachlorocyclopentadiene	Automated Soxhlet Extraction, Gas Chromatographic/ Mass Spectrometric Method ^(25,31)
78	Hexachloroethane	Automated Soxhlet Extraction, Gas Chromatographic/ Mass Spectrometric Method ^(25,31)
79	Indeno(1,2,3-cd)pyrene	Automated Soxhlet Extraction, Gas Chromatographic/ Mass Spectrometric Method ^(25,31)
80	Isophorone	Automated Soxhlet Extraction, Gas Chromatographic/ Mass Spectrometric Method ^(25,31)
81	Lead	1) Digestion, Inductively Coupled Plasma Method ^(7,15) 2) Digestion, Inductively Coupled Plasma/ Mass Spectrometric Method ^(7,16)
82	Manganese	1) Digestion, Inductively Coupled Plasma Method ^(7,15) 2) Digestion, Inductively Coupled Plasma/ Mass Spectrometric Method ^(7,16)
83	Mercury	1) Digestion, Cold-Vapor Atomic Absorption Spectrometric Method ⁽¹⁸⁾

วิทย์
(นางวิภาดา ชัยกุลกิจ)
ผู้อำนวยการศูนย์การวิเคราะห์ทางเคมี

2) Thermal...

ลำดับที่	สารมลพิษ	วิธีวิเคราะห์
84	Methanol	2) Thermal Decomposition, Amalgamation, and Atomic Absorption Spectrophotometry ⁽¹⁹⁾
85	Methoxychlor	3) Digestion, Cold-Vapor Atomic Fluorescence Spectrometric Method ⁽²⁰⁾
86	Methyl Bromide	Equilibrium Headspace, Gas Chromatographic/Mass Spectrometric Method ^(12,24)
87	Methylene Chloride	1) Soxhlet Extraction, Gas Chromatographic Method ^(25,22)
88	2-methylphenol	2) Automated Soxhlet Extraction, Gas Chromatographic/Mass Spectrometric Method ^(25,31)
89	2-Methylnaphthalene	Purge and Trap, Gas Chromatographic/Mass Spectrometric Method ^(14,24)
90	Methyl tert-Butyl Ether	Automated Soxhlet Extraction, Gas Chromatographic/Mass Spectrometric Method ^(25,31)
91	Naphthalene	Purge and Trap, Gas Chromatographic/Mass Spectrometric Method ^(14,24)
92	Nickel	Automated Soxhlet Extraction, Gas Chromatographic/Mass Spectrometric Method ^(25,31)
93	Nitrobenzene	1) Digestion, Inductively Coupled Plasma Method ^(7,13)
94	N-Nitrosodiphenylamine	2) Digestion, Inductively Coupled Plasma/Mass Spectrometric Method ^(7,14)
95	N-Nitrosodipropylamine	Automated Soxhlet Extraction, Gas Chromatographic/Mass Spectrometric Method ^(25,31)
96	Polychlorinated biphenyls (PCBs)	Automated Soxhlet Extraction, Gas Chromatographic/Mass Spectrometric Method ^(25,31)
	- Aroclor 1016	1) Soxhlet Extraction, Gas Chromatographic Method ^(10,22)
	- Aroclor 1221	2) Automated Soxhlet Extraction, Gas Chromatographic Method ^(25,31)
	- Aroclor 1232	

สำนักงานสิ่งแวดล้อมแห่งชาติ
(นางวิภาดา ชัยกุลกิจ)

- Aroclor 1242...

ลำดับที่	สารมลพิษ	วิธีวิเคราะห์
	- Aroclor 1242	
	- Aroclor 1248	
	- Aroclor 1254	
	- Aroclor 1260	
	- 2-Chlorobiphenyl	
	- 2,2',3,3'-Tetrachlorobiphenyl	
	- 2,2',3,4'-Tetrachlorobiphenyl	
	- 2,2',3,4,4'-Tetrachlorobiphenyl	
	- 2,2',3,4,5-Pentachlorobiphenyl	
	- 2,2',3,4,5,5'-Pentachlorobiphenyl	
	- 2,2',3,4,5,6-Pentachlorobiphenyl	
	- 2,2',3,4,4',5'-Hexachlorobiphenyl	
	- 2,2',3,4,5,5',6-Hexachlorobiphenyl	
	- 2,2',3,5,5',6-Hexachlorobiphenyl	
	- 2,2',4,4',5,5'-Hexachlorobiphenyl	
	- 2,2',3,3',4,4',5'-Heptachlorobiphenyl	
	- 2,2',3,4,4',5,5'-Heptachlorobiphenyl	
	- 2,2',3,4,4',5,6-Heptachlorobiphenyl	
	- 2,2',3,4,5,5',6-Nonachlorobiphenyl	
97	Pentachlorophenol	Automated Soxhlet Extraction, Gas Chromatographic/Mass Spectrometric Method ^(25,31)
98	Phenanthrene	Automated Soxhlet Extraction, Gas Chromatographic/Mass Spectrometric Method ^(25,31)
99	Phenol	Automated Soxhlet Extraction, Gas Chromatographic/Mass Spectrometric Method ^(25,31)
100	Pyrene	Automated Soxhlet Extraction, Gas Chromatographic/Mass Spectrometric Method ^(25,31)

สำนักงานสิ่งแวดล้อมแห่งชาติ
(นางวิภาดา ชัยกุลกิจ)

101 Selenium...

ลำดับที่	สารมลพิษ	วิธีวิเคราะห์
101	Selenium	1) Digestion, Inductively Coupled Plasma Method ^(7,15)
102	Silver	2) Digestion, Inductively Coupled Plasma/Mass Spectrometric Method ^(7,14)
103	Styrene	1) Digestion, Inductively Coupled Plasma Method ^(7,15)
104	1,1,2,2-Tetrachloroethane	2) Digestion, Inductively Coupled Plasma/Mass Spectrometric Method ^(7,16)
105	Tetrachloroethylene	Purge and Trap, Gas Chromatographic/Mass Spectrometric Method ^(14,24)
106	Toluene	Purge and Trap, Gas Chromatographic/Mass Spectrometric Method ^(14,24)
107	Toxaphene	Purge and Trap, Gas Chromatographic/Mass Spectrometric Method ^(14,24)
108	TPH (C ₉ -C ₉)	1) Soxhlet Extraction, Gas Chromatographic Method ^(10,22)
109	TPH (C ₉ -C ₁₆)	2) Automated Soxhlet Extraction, Gas Chromatographic/Mass Spectrometric Method ^(25,31)
110	TPH (C ₁₆ -C ₃₂)	1) Solvent Extraction, Gas Chromatographic Method ^(11,21)
111	1,2,4-Trichlorobenzene	2) Automated Soxhlet Extraction, Gas Chromatographic Method ^(25,31)
112	1,1,1-Trichloroethane	Purge and Trap, Gas Chromatographic/Mass Spectrometric Method ^(14,24)
113	1,1,2-Trichloroethane	Purge and Trap, Gas Chromatographic/Mass Spectrometric Method ^(14,24)
114	Trichloroethylene	Purge and Trap, Gas Chromatographic/Mass Spectrometric Method ^(14,24)
115	2,4,5-Trichlorophenol	Automated Soxhlet Extraction, Gas Chromatographic/Mass Spectrometric Method ^(25,31)

สำนักงานสิ่งแวดล้อมแห่งชาติ
(นางวิภาดา ชัยกุลกิจ)

116 2,4,6-Trichlorophenol...

ลำดับที่	สารมลพิษ	วิธีวิเคราะห์
116	2,4,6-Trichlorophenol	Automated Soxhlet Extraction, Gas Chromatographic/Mass Spectrometric Method ^(25,31)
117	1,3,5-Trimethylbenzene	Purge and Trap, Gas Chromatographic/Mass Spectrometric Method ^(14,24)
118	Vanadium	1) Digestion, Inductively Coupled Plasma Method ^(7,15)
119	Vinyl Acetate	2) Digestion, Inductively Coupled Plasma/Mass Spectrometric Method ^(7,16)
120	Vinyl Chloride	Purge and Trap, Gas Chromatographic/Mass Spectrometric Method ^(14,24)
121	m-Xylene	Purge and Trap, Gas Chromatographic/Mass Spectrometric Method ^(14,24)
122	o-Xylene	Purge and Trap, Gas Chromatographic/Mass Spectrometric Method ^(14,24)
123	p-Xylene	Purge and Trap, Gas Chromatographic/Mass Spectrometric Method ^(14,24)
124	Xylene (Total)	Purge and Trap, Gas Chromatographic/Mass Spectrometric Method ^(14,24)
125	Zinc	1) Digestion, Inductively Coupled Plasma Method ^(7,15)
		2) Digestion, Inductively Coupled Plasma/Mass Spectrometric Method ^(7,16)


เอกสารอ้างอิง

- กระทรวงอุตสาหกรรม. ประกาศกระทรวงอุตสาหกรรม, พ.ศ. 2548. เรื่อง การกำจัดสิ่งปฏิกูลหรือวัสดุที่ไม่ใช้แล้ว.ราชกิจจานุเบกษา. 25 มกราคม 2549. เล่มที่ 123 ตอนที่ ๓๑ ก. 11๖.
- กระทรวงอุตสาหกรรม. ประกาศกระทรวงอุตสาหกรรม, พ.ศ. 2549. เรื่อง กำหนดค่าปริมาณแอมโมเนียที่เจือปนในอากาศที่ระบายออกจากปล่องของหน่วยในโรงงานที่ใช้แก๊สเป็นเชื้อเพลิง.ราชกิจจานุเบกษา. 4 ธันวาคม 2549. เล่มที่ 123 ตอนที่ ๓๑ ก. 1253.
- สมาคมวิศวกรสิ่งแวดล้อมแห่งประเทศไทย. คู่มือวิเคราะห์น้ำเสีย. พิมพ์ครั้งที่ 4. กรุงเทพฯ: เรืองวัฒนาพรปรีช. 2547.
- APHA, AWWA, WEF. Standard Methods for the Examination of Water and Wastewater. 23rd ed. Washington, DC: APHA, 2017.
- United States Environmental Protection Agency. Standards of Performance for New Stationary Sources. 40 CFR 60. Appendix A, 2019.
- United States Environmental Protection Agency. Test Methods for Evaluation Solid Waste Physical/Chemical Methods. SW-846, 1997.

สำนักงานสิ่งแวดล้อมแห่งชาติ
(นางวิภาดา ชัยกุลกิจ)


7. United States...

7. United States Environmental Protection Agency. Test Methods for Evaluation Solid Waste Physical/Chemical Methods. Acid Digestion of Sludges and Sediments and Soils. SW-846 Method 3050B, 1996.
8. United States Environmental Protection Agency. Test Methods for Evaluation Solid Waste Physical/Chemical Methods. Alkaline Digestion for Hexavalent Chromium. SW-846 Method 3060A, 1996.
9. United States Environmental Protection Agency. Test Methods for Evaluation Solid Waste Physical/Chemical Methods. Separatory Funnel Liquid-Liquid Extraction. SW-846 Method 3510C, 1996.
10. United States Environmental Protection Agency. Test Methods for Evaluation Solid Waste Physical/Chemical Methods. Soxhlet Extraction. SW-846 Method 3540C, 1996.
11. United States Environmental Protection Agency. Test Methods for Evaluation Solid Waste Physical/Chemical Methods. Microscale Solvent Extraction (MSE). SW-846 Method 3570, 2002.
12. United States Environmental Protection Agency. Test Methods for Evaluation Solid Waste Physical/Chemical Methods. Volatile Organic Compounds (VOCs) in Various Sample Matrices Using Equilibrium Headspace Analysis. SW-846 Method 5021A, 2014.
13. United States Environmental Protection Agency. Test Methods for Evaluation Solid Waste Physical/Chemical Methods. Purge-and-Trap for Aqueous Samples. SW-846 Method 5030B, 1996.
14. United States Environmental Protection Agency. Test Methods for Evaluation Solid Waste Physical/Chemical Methods. Closed-System Purge-and-Trap and Extraction for Volatile Organics in Soil and Waste Samples. SW-846 Method 5035, 1996.
15. United States Environmental Protection Agency. Test Methods for Evaluation Solid Waste Physical/Chemical Methods. Inductively Coupled Plasma- Atomic Emission Spectrometry. SW-846 Method 6010B, 1996.
16. United States Environmental Protection Agency. Test Methods for Evaluation Solid Waste Physical/Chemical Methods. Inductively Coupled Plasma-Mass Spectrometry. SW-846 Method 6020A, 2007.
17. United States Environmental Protection Agency. Test Methods for Evaluation Solid Waste Physical/Chemical Methods. Chromium, Hexavalent (Colorimetric). SW-846 Method 7196A, 1992.
18. United States Environmental Protection Agency. Test Methods for Evaluation Solid Waste Physical/Chemical Methods. Mercury in Solid or Semisolid Waste (Manual Cold-Vapor Technique). SW-846 Method 7471B, 2007.
19. United States Environmental Protection Agency. Test Methods for Evaluation Solid Waste Physical/Chemical Methods. Mercury in Solids and Solutions by Thermal Decomposition, Amalgamation, and Atomic Absorption Spectrophotometry. SW-846 Method 7473, 2007.


(นางริกาญจน์ นัครสกุลวิไล)
ผู้อำนวยการศูนย์มาตรฐานวิธีการวิเคราะห์ของมลพิษ
(ประเทศไทย) สำนักงาน

20. United States

20. United States Environmental Protection Agency. Test Methods for Evaluation Solid Waste Physical/Chemical Methods. Mercury in Sediment and Tissue Sample by Atomic Fluorescence Spectrometry. SW-846 Method 7474, 2007.
21. United States Environmental Protection Agency. Test Methods for Evaluation Solid Waste Physical/Chemical Methods. Nonhalogenated Organics Using GC/FID. SW-846 Method 8015B, 1996.
22. United States Environmental Protection Agency. Test Methods for Evaluation Solid Waste Physical/Chemical Methods. Organochlorine Pesticides by Gas Chromatography. SW-846 Method 8081B, 2007.
23. United States Environmental Protection Agency. Test Methods for Evaluation Solid Waste Physical/Chemical Methods. Polychlorinated Biphenyls (PCBs) by Gas Chromatography. SW-846 Method 8082, 1996.
24. United States Environmental Protection Agency. Test Methods for Evaluation Solid Waste Physical/Chemical Methods. Volatile Organic Compounds by Gas Chromatography/Mass Spectrometry (GC/MS). SW-846 Method 8260D, 2018.
25. United States Environmental Protection Agency. Test Methods for Evaluation Solid Waste Physical/Chemical Methods. Semivolatile Organic Compounds by Gas Chromatography/Mass Spectrometry (GC/MS). SW-846 Method 8270E, 2018.
26. United States Environmental Protection Agency. Test Methods for Evaluation Solid Waste Physical/Chemical Methods. Total and Amenable Cyanide: Distillation SW-846 Method 9010B, 1996.
27. United States Environmental Protection Agency. Test Methods for Evaluation Solid Waste Physical/Chemical Methods. Cyanide Extraction Procedure for Solids and Oil. SW-846 Method 9013A, 1996.
28. United States Environmental Protection Agency. Test Methods for Evaluation Solid Waste Physical/Chemical Methods. Cyanide in Waters and Extracts Using Titrimetric and Manual Spectrophotometric Procedures. SW-846 Method 9014, 2014.
29. United States Environmental Protection Agency. Test Methods for Evaluation Solid Waste Physical/Chemical Methods. pH Electrometric Measurement. SW-846 Method 9040C, 2004.
30. United States Environmental Protection Agency. Test Methods for Evaluation Solid Waste Physical/Chemical Methods. Soil and Waste pH. SW-846 Method 9045D, 2004.
31. United States Environmental Protection Agency. Test Methods for Evaluation Solid Waste Physical/Chemical Methods. Automated Soxhlet Extraction. SW-846 Method 3541, 1994.


(นางริกาญจน์ นัครสกุลวิไล)
ผู้อำนวยการศูนย์มาตรฐานวิธีการวิเคราะห์ของมลพิษ
(ประเทศไทย) สำนักงาน

กลุ่มมาตรฐานวิธีการวิเคราะห์ของมลพิษและทะเบียนห้องปฏิบัติการ การวิจัยและเตือนภัยมลพิษโรงงาน กรมโรงงานอุตสาหกรรม โทร. ๐ ๒๒๐๓ ๔๐๐๒, ๔๐๐๓

ที่ อก ๐๓๓๐(๑)/ ๕๓๗๕



กรมโรงงานอุตสาหกรรม
ถนนพระรามที่ ๖ แขวงทุ่งพญาไท
เขตราชเทวี กรุงเทพฯ ๑๐๕๐๐

๐๔ มีนาคม ๒๕๖๖

เรื่อง เปลี่ยนแปลงบุคลากรของห้องปฏิบัติการวิเคราะห์

เรียน กรรมการผู้จัดการ บริษัท เอแอลเอส แลบบอราทอรี กรุ๊ป (ประเทศไทย) จำกัด

อ้างถึง คำขอขึ้นทะเบียน/ต่ออายุ/เปลี่ยนแปลงบุคลากร และขอพิจารณาผลของห้องปฏิบัติการวิเคราะห์เอกชน ลงวันที่ ๔ กุมภาพันธ์ ๒๕๖๖

ตามที่หนังสือที่อ้างถึง บริษัท เอแอลเอส แลบบอราทอรี กรุ๊ป (ประเทศไทย) จำกัด ห้องปฏิบัติการวิเคราะห์เอกชน เลขทะเบียน ๖-๒๐๔-๕๓๗๕ สถานที่ตั้งเลขที่ ๑๐๔ ซอยพัฒนาการ ๔๐ ถนนพัฒนาการ แขวงพัฒนาการ เขตสวนหลวง กรุงเทพมหานคร ขอเปลี่ยนแปลงบุคลากรของห้องปฏิบัติการวิเคราะห์ ความละเอียดแจ้งแล้ว นั้น

กรมโรงงานอุตสาหกรรมพิจารณาแล้ว มีความเห็นดังนี้

๑. ให้ออกเลือกเจ้าหน้าที่ประจำห้องปฏิบัติการวิเคราะห์ จำนวน ๑๕ ราย

- ๑) นายนคร สุขเจริญ ทะเบียนเลขที่ ๖-๒๐๔-๖๑๑๒
- ๒) นายบุญชา นามเขตต์ ทะเบียนเลขที่ ๖-๒๐๔-๖๑๑๓
- ๓) นายอรุณพล นิยมวิทย์ ทะเบียนเลขที่ ๖-๒๐๔-๖๑๑๔
- ๔) นางสาวพัชรียา พงษ์สมบัติ ทะเบียนเลขที่ ๖-๒๐๔-๖๑๑๕
- ๕) นางสาวภาณิดา สุวรรณตระกูล ทะเบียนเลขที่ ๖-๒๐๔-๖๑๑๖
- ๖) นางสาวกรรณิณี อึ้งดี ทะเบียนเลขที่ ๖-๒๐๔-๖๑๑๗
- ๗) นายสมโภช วัธสา ทะเบียนเลขที่ ๖-๒๐๔-๖๑๑๘
- ๘) นายณัฐนันท์ ปานประเสริฐ ทะเบียนเลขที่ ๖-๒๐๔-๖๑๑๙
- ๙) ว่าที่ร้อยตรีภาณุพงศ์ แสนศิริ ทะเบียนเลขที่ ๖-๒๐๔-๖๑๒๐
- ๑๐) นายณัฐนันท์ พุดศิริ ทะเบียนเลขที่ ๖-๒๐๔-๖๑๒๑
- ๑๑) นายณัฐนันท์ เขื่อนทอง ทะเบียนเลขที่ ๖-๒๐๔-๖๑๒๒
- ๑๒) นางสาวกาญจนา คงสุข ทะเบียนเลขที่ ๖-๒๐๔-๖๑๒๓
- ๑๓) นางสาววันฉัตร นิยมกลาง ทะเบียนเลขที่ ๖-๒๐๔-๖๑๒๔
- ๑๔) นางสาวกัญญาณัฐ ศรีนิลสา ทะเบียนเลขที่ ๖-๒๐๔-๖๑๒๕
- ๑๕) นายศิริวัฒน์ พาณิชย ทะเบียนเลขที่ ๖-๒๐๔-๖๑๒๖
- ๑๖) นางสาวกนกภรณ์ อูระ ทะเบียนเลขที่ ๖-๒๐๔-๖๑๒๗
- ๑๗) นางสาวจิตติภา ปะเทืองสุข ทะเบียนเลขที่ ๖-๒๐๔-๖๑๒๘
- ๑๘) นางสาวอริสา วิริยะดิษฐ์ ทะเบียนเลขที่ ๖-๒๐๔-๖๑๒๙
- ๑๙) นางสาวภาณิดา ยอดอินทร์ ทะเบียนเลขที่ ๖-๒๐๔-๖๑๓๐

๒. ให้เพิ่มเจ้าหน้าที่...

๒. ให้เพิ่มเจ้าหน้าที่ประจำห้องปฏิบัติการวิเคราะห์ จำนวน ๕ ราย

- ๑) นายกาญจน์พิศ กิตติคุณนิษฐ์ ทะเบียนเลขที่ ๖-๒๐๔-๖๑๐๐๑
- ๒) นายภัทรพล สว่างใจธรรม ทะเบียนเลขที่ ๖-๒๐๔-๖๑๐๐๒
- ๓) นายราธิบ เพ็ญชัยคำ ทะเบียนเลขที่ ๖-๒๐๔-๖๑๐๐๓
- ๔) นายศิริโชค พงษ์ประสม ทะเบียนเลขที่ ๖-๒๐๔-๖๑๐๐๔
- ๕) นายณัฐนันท์ คังแพง ทะเบียนเลขที่ ๖-๒๐๔-๖๑๐๐๕

อนึ่ง หนังสือฉบับนี้จะส่งมอบหมายพร้อมหนังสือที่ยื่นขึ้นทะเบียนห้องปฏิบัติการวิเคราะห์เอกชน ที่ อก ๐๓๓๐(๑)/๑๐๖๔ ลงวันที่ ๒๘ มกราคม ๒๕๖๔ คือในวันที่ ๒ กันยายน ๒๕๖๖ ทั้งนี้ สามารถยื่นคำขอผ่านระบบอิเล็กทรอนิกส์ได้ที่หน้าเว็บไซต์กรมโรงงานอุตสาหกรรม ตาม QR Code ที่แนบหนังสือฉบับนี้

จึงเรียนมาเพื่อทราบ

ขอแสดงความนับถือ



(นางริกาญจน์ นัครสกุลวิไล)

นักวิทยาศาสตร์ชำนาญการพิเศษ วิทยาการการแทน
ผู้อำนวยการวิจัยและเตือนภัยมลพิษโรงงาน
ปฏิบัติการการแทนอธิบดีกรมโรงงานอุตสาหกรรม

กองวิจัยและเตือนภัยมลพิษโรงงาน
กลุ่มมาตรฐานวิธีการวิเคราะห์ของมลพิษและทะเบียนห้องปฏิบัติการ
โทร. ๐ ๒๒๐๓ ๖๓๑๒ ต่อ ๒๒๐๓-๕
โทรสาร ๐ ๒๒๐๓ ๖๓๑๒ ต่อ ๒๒๐๓-๔
ไปรษณีย์อิเล็กทรอนิกส์ sarabangudw@mail.go.th



"อุตสาหกรรมสีเขียว ประเทศไทยก้าวหน้า" กลุ่มพัฒนาฯ อุตสาหกรรมสีเขียว



คำขอขึ้นทะเบียน/ต่ออายุ/เปลี่ยนแปลงบุคลากร และชนิดสารมลพิษของห้องปฏิบัติการวิเคราะห์เอกชน

วันที่ 4 เดือน สิงหาคม พ.ศ. 2566

ข้าพเจ้า () ผู้รับใบอนุญาตประกอบกิจการโรงงาน

(✓) บริษัท/ห้างหุ้นส่วนจำกัด เอลแอลเอส แลบบอราทอรี กรุ๊ป (ประเทศไทย) จำกัด

ตั้งอยู่ที่เลขที่ 104 หมู่ที่ - ตระก/ซอย พัฒนาการ 40

ถนน พัฒนาการ ส่วนหลวง จังหวัด กรุงเทพมหานคร ตำบล/แขวง พัฒนาการ

อำเภอ/เขต ส่วนหลวง รหัสไปรษณีย์ 10250

โทรศัพท์ 02 760-3040 โทรสาร 0 2 760-3197

ได้รับทราบระเบียบกรมโรงงานอุตสาหกรรมว่าด้วยการขึ้นทะเบียนห้องปฏิบัติการวิเคราะห์เอกชน พ.ศ. 2560 โดยตลอดแล้วและยินยอมปฏิบัติตามระเบียบทุกประการ และได้แนบเอกสารต่าง ๆ ตามรายการเอกสารประกอบการพิจารณา (แบบ ปอ.1-1) มาพร้อมนี้

รายการขอขึ้นทะเบียน

การดำเนินการ	รายละเอียด (รายการ)				
	น้ำเสีย/น้ำทิ้ง	น้ำใต้ดิน	อากาศเสีย	สิ่งปฏิกูลหรือวัสดุที่ไม่ใช้แล้ว	ดิน
[] ขอขึ้นทะเบียนห้องปฏิบัติการวิเคราะห์เอกชน					
[✓] ต่ออายุห้องปฏิบัติการวิเคราะห์เอกชน	59	126	16	35	125
[✓] เปลี่ยนแปลงสารมลพิษที่วิเคราะห์ (✓) เพิ่มสารมลพิษ () ยกเลิกสารมลพิษ	-	-	12	-	-
[✓] เปลี่ยนแปลงบุคลากร (✓) เพิ่มบุคลากร (✓) ยกเลิกบุคลากร	จำนวน 38 ราย (รายละเอียดตาม แบบ ปอ.1) จำนวน 2 ราย (รายละเอียดตาม แบบ ปอ.1)				
[] ยกเลิกห้องปฏิบัติการวิเคราะห์เอกชน					
[] อื่น ๆ โปรดระบุ					

จึงเรียนมาเพื่อโปรดพิจารณา

ลงนาม
เพื่อโปรดพิจารณา

(นายประพนธ์ คำทรงพจน์)
ผู้อำนวยการกองวิจัยและพัฒนาพิษวิทยา

ALS Laboratory Group (Thailand) Co., Ltd.

ลงชื่อ
(นางทัศนีย์ เลขากุลพร)
ผู้อำนวยการงานแผนปฏิบัติการระดับตรา (ถ้ามี)

F-ED-LR-01- 1/1



ที่ อภ ๐๓๓๐(๓)/ ๖๔๒๕

กรมโรงงานอุตสาหกรรม
ถนนพระรามที่ ๖ แขวงทุ่งพญาไท
เขตราชเทวี กรุงเทพฯ ๑๐๕๐๐

๒๓ มีนาคม ๒๕๖๖

เรื่อง เปลี่ยนแปลงบุคลากรของห้องปฏิบัติการวิเคราะห์

เรียน กรรมการผู้จัดการ บริษัท เอลแอลเอส แลบบอราทอรี กรุ๊ป (ประเทศไทย) จำกัด

อ้างถึง คำขอขึ้นทะเบียน/ต่ออายุ/เปลี่ยนแปลงบุคลากร และชนิดสารมลพิษของห้องปฏิบัติการวิเคราะห์เอกชน ลงวันที่ ๑๐ มีนาคม ๒๕๖๖

ตามหนังสือที่อ้างถึง บริษัท เอลแอลเอส แลบบอราทอรี กรุ๊ป (ประเทศไทย) จำกัด ห้องปฏิบัติการวิเคราะห์เอกชน เลขทะเบียน ๖-๒๐๕๔ สถานที่ตั้งเลขที่ ๑๐๔ ซอยพัฒนาการ ๔๐ ถนนพัฒนาการ แขวงพัฒนาการ เขตสวนหลวง กรุงเทพมหานคร ขอเปลี่ยนแปลงบุคลากรของห้องปฏิบัติการวิเคราะห์ ความละเอียดแจ้งแล้ว นั้น

กรมโรงงานอุตสาหกรรมพิจารณาแล้ว ให้เปลี่ยนแปลงชื่อเจ้าหน้าที่ประจำห้องปฏิบัติการวิเคราะห์ จากเดิม นางสาวสุวิมล มงคลจิตรวิทย์ ทะเบียนเลขที่ ๖-๒๐๕๔-๖๔๒๕๐๙ เป็น นางสาวณัฐพร มงคลจิตรวิทย์ ทะเบียนเลขที่ ๖-๒๐๕๔-๖๔๒๕๐๙

ทั้งนี้ หากท่านมีความประสงค์จะยื่นคำขอใดๆ สามารถยื่นคำขอผ่านระบบอิเล็กทรอนิกส์ได้ที่หน้าเว็บไซต์กรมโรงงานอุตสาหกรรม ตาม QR Code ที่ท้ายหนังสือฉบับนี้

จึงเรียนมาเพื่อทราบ

ขอแสดงความนับถือ

สุระ อดิ

(นายประพนธ์ คำทรงพจน์)
ผู้อำนวยการกองวิจัยและพัฒนาพิษวิทยา
กรมโรงงานอุตสาหกรรม

กองวิจัยและพัฒนาพิษวิทยา
กลุ่มมาตรฐานวิธีการวิเคราะห์ทดสอบมลพิษและทะเบียนห้องปฏิบัติการ
โทร. ๐ ๒๕๓๐ ๖๓๓๒ ต่อ ๒๑๐๓๔-๕
โทรสาร ๐ ๒๕๓๐ ๖๓๓๒ ต่อ ๒๑๐๓๔
ไปรษณีย์อิเล็กทรอนิกส์ saraban@dlw.mail.go.th



ยื่นคำขอผ่านระบบอิเล็กทรอนิกส์



"อุตสาหกรรมก้าวไกล ประเทศไทยก้าวหน้า ร่วมกันพัฒนา จุลสาหกรรมเป็นไทย"



ที่ อภ ๐๓๓๐(๓)/ ๖๔๓๐

กรมโรงงานอุตสาหกรรม
ถนนพระรามที่ ๖ แขวงทุ่งพญาไท
เขตราชเทวี กรุงเทพฯ ๑๐๕๐๐

๒๔ มิถุนายน ๒๕๖๕

เรื่อง ขึ้นทะเบียนห้องปฏิบัติการวิเคราะห์เอกชน

เรียน กรรมการผู้จัดการ บริษัท เอลแอลเอส แลบบอราทอรี กรุ๊ป (ประเทศไทย) จำกัด

อ้างถึง คำขอขึ้นทะเบียน/ต่ออายุ/เปลี่ยนแปลงบุคลากร และชนิดสารมลพิษของห้องปฏิบัติการวิเคราะห์เอกชน ลงวันที่ ๒๔ เมษายน ๒๕๖๔

สิ่งที่ส่งมาด้วย เอกสารแนบท้ายหนังสือรับขึ้นทะเบียนห้องปฏิบัติการวิเคราะห์เอกชน บริษัท เอลแอลเอส แลบบอราทอรี กรุ๊ป (ประเทศไทย) จำกัด จำนวน ๒ แน่น

ตามหนังสือที่อ้างถึง บริษัท เอลแอลเอส แลบบอราทอรี กรุ๊ป (ประเทศไทย) จำกัด ขอขึ้นทะเบียนห้องปฏิบัติการวิเคราะห์เอกชน พร้อมรายชื่อผู้ควบคุมดูแลห้องปฏิบัติการวิเคราะห์ เจ้าหน้าที่ประจำห้องปฏิบัติการวิเคราะห์ และรายการสารมลพิษที่จะทำการวิเคราะห์ ต่อกรมโรงงานอุตสาหกรรม นั้น

กรมโรงงานอุตสาหกรรมพิจารณาแล้ว ให้บริษัท เอลแอลเอส แลบบอราทอรี กรุ๊ป (ประเทศไทย) จำกัด ขึ้นทะเบียนห้องปฏิบัติการวิเคราะห์เอกชน มีเลขทะเบียน ๖-๒๐๕๔ สถานที่ตั้งเลขที่ ๖๓๖/๑๐ หมู่ที่ ๕ ตำบลแม่ไม้ อำเภอลำปาง จังหวัดลำปาง โดยมีองค์ประกอบดังนี้

ก. ผู้ควบคุมดูแลห้องปฏิบัติการวิเคราะห์

- นายเดช ช่างชน ทะเบียนเลขที่ ๖-๒๐๕๔-๖๔๒๕๐๖
- นายวิวัฒน์ บริรักษ์ ทะเบียนเลขที่ ๖-๒๐๕๔-๖๔๒๕๐๓
- นายสุพจน์ สลาม๊ะ ทะเบียนเลขที่ ๖-๒๐๕๔-๖๔๒๕๐๔

ข. เจ้าหน้าที่ประจำห้องปฏิบัติการวิเคราะห์

- นางสาวณัฐพร บรรจง ทะเบียนเลขที่ ๖-๒๐๕๔-๖๔๒๕๐๙
- นางพณณา สีลา ทะเบียนเลขที่ ๖-๒๐๕๔-๖๔๒๕๐๖
- นางสาวณัฐพร กุลสุริวงศ์ ทะเบียนเลขที่ ๖-๒๐๕๔-๖๔๒๕๐๗
- นายพิทยา ทองแดง ทะเบียนเลขที่ ๖-๒๐๕๔-๖๔๒๕๐๘
- นางเจธิชา สุนทร ทะเบียนเลขที่ ๖-๒๐๕๔-๖๔๒๕๐๙
- วาทิ ร.ดร.ณชัย ม่วงมา ทะเบียนเลขที่ ๖-๒๐๕๔-๖๔๒๕๐๖
- นายราวุธ พิทยา ทะเบียนเลขที่ ๖-๒๐๕๔-๖๔๒๕๐๓
- นายศักดิ์วัน จรัสกาย ทะเบียนเลขที่ ๖-๒๐๕๔-๖๔๒๕๐๔
- นายสุรศักดิ์ สาขิน ทะเบียนเลขที่ ๖-๒๐๕๔-๖๔๒๕๐๕
- นางสาวเพชรคุณ ภาณุตานนท์ ทะเบียนเลขที่ ๖-๒๐๕๔-๖๔๒๕๐๖
- นายสุภาพร ถาวร ทะเบียนเลขที่ ๖-๒๐๕๔-๖๔๒๕๐๗
- นายสุชาติดำรง โชคดีนิรันดร์ ทะเบียนเลขที่ ๖-๒๐๕๔-๖๔๒๕๐๘

๑๑) นายวิวัฒน์...

- นายวิวัฒน์ หันไชยเนาว์
- นางสาวณัฐพร เจริญตระกูล
- นางสาวณัฐพร ผดุงจิตต์
- นายธนสิทธิ์ วงศ์ไชย
- นายชัยสุนทร เลิศนันทกุลชัย
- นายสุจิตา เพ็ชรแสง
- นายกันตกร มณีสัมพันธ์
- นางสาวจินตนา โกเมนชนะ
- นายธรรมาพร อธิจินดา
- นายคุณันท์ พิสิทธิ์
- นายคุณันท์ วงศ์สุริยฉาย
- นายปฐมพงศ์ กรสวลี
- นายโสภณ ดันโพธิ์
- นางสาวกัญญา สันติยาภิรมย์
- นางสาวเจษฎาพร ศรีบุญเรือง
- นางสาวณัฐพร สิงห์
- นางสาววิจิตรรัตน์ ศิริมงคล
- นายพิพัฒน์ นิพัทธ์เศรษฐ์
- นายศิริวิทย์ เรืองสม
- นายปารมศ สัตยาคุณ
- นายณัฐพร ธรรมะโร
- นางสาวศุภรัตน์ โสจันทร์
- นายพชรกร อินทเลนา
- นายทิวากร เชื้อมาก
- นายอนุรักษ ทองขจรศักดิ์
- นายอริชชาติ วิลาศ
- นายจรัสวัชร ศรีรักษา
- นายประสาธมิตร เชื้อนเพชร
- นายณัฐพร วัชร
- นายสันติ ชัยชนะ
- นายสิทธิชัย แก้วมาก
- นายทินกร กุลชาติ


- ทะเบียนเลขที่ ๖-๒๐๕๔-๖๔๒๕๐๙
- ทะเบียนเลขที่ ๖-๒๐๕๔-๖๔๒๕๐๖
- ทะเบียนเลขที่ ๖-๒๐๕๔-๖๔๒๕๐๗
- ทะเบียนเลขที่ ๖-๒๐๕๔-๖๔๒๕๐๘
- ทะเบียนเลขที่ ๖-๒๐๕๔-๖๔๒๕๐๙
- ทะเบียนเลขที่ ๖-๒๐๕๔-๖๔๒๕๐๖
- ทะเบียนเลขที่ ๖-๒๐๕๔-๖๔๒๕๐๗
- ทะเบียนเลขที่ ๖-๒๐๕๔-๖๔๒๕๐๘
- ทะเบียนเลขที่ ๖-๒๐๕๔-๖๔๒๕๐๙
- ทะเบียนเลขที่ ๖-๒๐๕๔-๖๔๒๕๐๖
- ทะเบียนเลขที่ ๖-๒๐๕๔-๖๔๒๕๐๗
- ทะเบียนเลขที่ ๖-๒๐๕๔-๖๔๒๕๐๘
- ทะเบียนเลขที่ ๖-๒๐๕๔-๖๔๒๕๐๙
- ทะเบียนเลขที่ ๖-๒๐๕๔-๖๔๒๕๐๖
- ทะเบียนเลขที่ ๖-๒๐๕๔-๖๔๒๕๐๗
- ทะเบียนเลขที่ ๖-๒๐๕๔-๖๔๒๕๐๘
- ทะเบียนเลขที่ ๖-๒๐๕๔-๖๔๒๕๐๙
- ทะเบียนเลขที่ ๖-๒๐๕๔-๖๔๒๕๐๖
- ทะเบียนเลขที่ ๖-๒๐๕๔-๖๔๒๕๐๗
- ทะเบียนเลขที่ ๖-๒๐๕๔-๖๔๒๕๐๘
- ทะเบียนเลขที่ ๖-๒๐๕๔-๖๔๒๕๐๙
- ทะเบียนเลขที่ ๖-๒๐๕๔-๖๔๒๕๐๖
- ทะเบียนเลขที่ ๖-๒๐๕๔-๖๔๒๕๐๗
- ทะเบียนเลขที่ ๖-๒๐๕๔-๖๔๒๕๐๘
- ทะเบียนเลขที่ ๖-๒๐๕๔-๖๔๒๕๐๙
- ทะเบียนเลขที่ ๖-๒๐๕๔-๖๔๒๕๐๖
- ทะเบียนเลขที่ ๖-๒๐๕๔-๖๔๒๕๐๗
- ทะเบียนเลขที่ ๖-๒๐๕๔-๖๔๒๕๐๘
- ทะเบียนเลขที่ ๖-๒๐๕๔-๖๔๒๕๐๙
- ทะเบียนเลขที่ ๖-๒๐๕๔-๖๔๒๕๐๖
- ทะเบียนเลขที่ ๖-๒๐๕๔-๖๔๒๕๐๗
- ทะเบียนเลขที่ ๖-๒๐๕๔-๖๔๒๕๐๘
- ทะเบียนเลขที่ ๖-๒๐๕๔-๖๔๒๕๐๙

ค. ขอบข่ายสารมลพิษที่ได้รับขึ้นทะเบียนไว้วิเคราะห์ในน้ำเสีย จำนวน ๑๔ รายการ
อากาศเสีย (ปล่องระบาย) จำนวน ๗ รายการ และน้ำใต้ดิน จำนวน ๓ รายการ รวมทั้งสิ้นจำนวน ๒๔ รายการ
ตามสิ่งที่ส่งมาด้วย

หนังสือฉบับนี้มีอายุ ๓ ปี นับจากวันที่กรมโรงงานอุตสาหกรรมออกหนังสือ หากประสงค์จะต่ออายุหนังสือรับขึ้นทะเบียนห้องปฏิบัติการวิเคราะห์เอกชน ให้ยื่นคำขอต่ออายุพร้อมเอกสารประกอบคำขอต่อกรมโรงงานอุตสาหกรรมภายใน ๓๐ วัน ก่อนวันสิ้นอายุของหนังสือรับขึ้นทะเบียนห้องปฏิบัติการวิเคราะห์เอกชน ซึ่งคำขอต่ออายุดังกล่าวขอรับได้ที่กรมโรงงานอุตสาหกรรม

จึงเรียนมาเพื่อทราบ

ขอแสดงความนับถือ


(นางจินดา เจษะกรีนทร์)
ผู้อำนวยการกองวิจัยและเคอีนกมลพิษโรงงาน
ปฎิบัติการตามมติคณะรัฐมนตรี
๒๘ มิ.ย. ๒๕๖๔

กองวิจัยและเคอีนกมลพิษโรงงาน
ศูนย์วิจัยและเคอีนกมลพิษโรงงานภาคตะวันออก
โทร. ๐ ๒๘๐๕ ๙๒๖๓-๓
ไปรษณีย์อิเล็กทรอนิกส์ env@dlv.mil.go.th

เอกสารแนบท้ายหนังสือรับขึ้นทะเบียนห้องปฏิบัติการวิเคราะห์เอกชน

บริษัท เอแอลเอส แลบบอราทอรี กรุ๊ป (ประเทศไทย) จำกัด เลขทะเบียน ๖-๓๒๓๓

ที่ อก ๐๓๑๐(๓)/ ๖๔๗๐ ลงวันที่ ๒๘ มิถุนายน ๒๕๖๔

ขอขยายสารมลพิษที่ได้รับขึ้นทะเบียนจากกรมโรงงานอุตสาหกรรม จำนวน ๒๔ รายการ

น้ำเสีย จำนวน 14 รายการ

ลำดับที่	สารมลพิษ	วิธีวิเคราะห์
1	Biochemical Oxygen Demand	1) 5-Day BOD Test, Membrane Electrode Method ⁽²⁾ 2) 5-Day BOD Test, Azide Modification Method ⁽²⁾
2	Chemical Oxygen Demand	1) Open Reflux, Titrimetric Method ⁽²⁾ 2) Closed Reflux, Colorimetric Method ⁽²⁾ 3) Closed Reflux, Titrimetric Method ⁽²⁾
3	Color	ADMI Weighted - Ordinate Spectrophotometric Method ⁽²⁾
4	Cyanide	Distillation, Colorimetric Method ⁽²⁾
5	Formaldehyde	Distillation, Colorimetric Method ⁽¹⁾
6	Free Chlorine	DPD-Ferrous Titrimetric Method ⁽²⁾
7	Oil and Grease	Liquid-Liquid Partition-Gravimetric Method ⁽²⁾
8	pH	Electrometric Method ⁽²⁾
9	Phenols	1) Distillation, Chloroform Extraction Method ⁽²⁾ 2) Distillation, Direct Photometric Method ⁽²⁾
10	Sulfide	ZnS Precipitation, Iodometric Method ⁽²⁾
11	Temperature	Laboratory and Field Method ⁽²⁾
12	Total Dissolved Solids	Dried at 180 °C ⁽²⁾
13	Total Kjeldahl Nitrogen	Semi-Micro Kjeldahl Method ⁽²⁾
14	Total Suspended Solids	Dried at 103-105 °C ⁽²⁾

อากาศเสีย (ปล่องระบาย) จำนวน 7 รายการ

ลำดับที่	สารมลพิษ	วิธีวิเคราะห์
1	Carbon Monoxide	1) Sampling Bag, Non-Dispersive Infrared Method ⁽³⁾ 2) Instrumental Analyzer Method ⁽³⁾
2	Hydrogen Sulfide	Absorption Sampling, Iodometric Method ⁽³⁾
3	Opacity	Ringelmann's Method ^(3,4)
4	Oxide of Nitrogen	1) Absorption Sampling, Phenoldisulfonic Acid Method ⁽⁴⁾ 2) Instrumental Analyzer Method ⁽³⁾
5	Sulfur Dioxide	1) Absorption Sampling, Barium-Thorin Titrimetric Method ⁽⁵⁾ 2) Instrumental Analyzer Method ⁽¹⁰⁾



(นางสาววิชุดา สัมฤทธิ์ผล)

ผู้อำนวยการ

ศูนย์วิจัยและเคอีนกมลพิษโรงงานภาคตะวันออก

Sulfuric Acid...

ลำดับที่	สารมลพิษ	วิธีวิเคราะห์
6	Sulfuric Acid	Isokinetic Sampling, Barium - Thorin Titrimetric Method ⁽⁶⁾
7	Total Suspended Particulate	Isokinetic Sampling, Gravimetric Method ⁽⁷⁾

น้ำใต้ดิน จำนวน 3 รายการ

ลำดับที่	สารมลพิษ	วิธีวิเคราะห์
1	Cyanide	Distillation, Colorimetric Method ⁽²⁾
2	pH	Electrometric Method ⁽²⁾
3	Phenols	Distillation, Direct Photometric Method ⁽²⁾

เอกสารอ้างอิง

- ธงชัย พรหมสวัสดิ์ และวิบูลย์ลักษณ์ วิสสุทธิศักดิ์, บรรณาธิการ. (2547) คู่มือวิเคราะห์น้ำเสีย. พิมพ์ครั้งที่ 4. กรุงเทพฯ: สมาคมวิศวกรรมสิ่งแวดล้อมแห่งประเทศไทย.
- APHA, AWWA, WEF. Standard Methods for the Examination of Water and Wastewater. 23rd ed. Washington, DC: APHA, 2017
- กระทรวงอุตสาหกรรม. ประกาศกระทรวงอุตสาหกรรม, พ.ศ. 2549. เรื่อง กำหนดค่าปริมาณเขม่าควันที่เจือปนในอากาศที่ระบายออกจากปล่องของหม้อน้ำโรงสีข้าวที่ใช้ถ่านเป็นเชื้อเพลิง. ราชกิจจานุเบกษา. 4 ธันวาคม 2549. เล่มที่ 123 ตอนพิเศษ 125จ.
- กระทรวงอุตสาหกรรม. ประกาศกระทรวงอุตสาหกรรม, พ.ศ. 2549. เรื่อง กำหนดค่าปริมาณเขม่าควันที่เจือปนในอากาศที่ระบายออกจากปล่องของหม้อน้ำของโรงงาน. ราชกิจจานุเบกษา. 4 ธันวาคม 2549. เล่มที่ 123 ตอนพิเศษ 125จ.
- United States Environmental Protection. Standards of Performance for New Stationary Sources. 40 CFR 60. Appendix A, 2017.
- United States Environmental Protection. Standards of Performance for New Stationary Sources. 40 CFR 60. Appendix A, 2019.
- United States Environmental Protection. Standards of Performance for New Stationary Sources. 40 CFR 60. Appendix A, 2020.
- United States Environmental Protection Agency. Determination of Carbon Monoxide Emissions from Stationary Sources; Instrumental Analyzer Procedure. 40 CFR 60. Appendix A Method 10, 2017.
- United States Environmental Protection Agency. Determination of Oxide of Nitrogen Emissions from Stationary Sources; Instrumental Analyzer Procedure. 40 CFR 60. Appendix A Method 7E, 2019.
- United States Environmental Protection Agency. Determination of Sulfur Dioxide Emissions from Stationary Sources; Instrumental Analyzer Procedure. 40 CFR 60. Appendix A Method 6C, 2017.



(นางสาววิชุดา สัมฤทธิ์ผล)

ผู้อำนวยการ

ศูนย์วิจัยและเคอีนกมลพิษโรงงานภาคตะวันออก

ศูนย์วิจัยและเคอีนกมลพิษโรงงานภาคตะวันออก กองวิจัยและเคอีนกมลพิษโรงงาน กรมโรงงานอุตสาหกรรม โทร ๐ ๒๘๐๕ ๙๒๖๓-๓

สำเนา

ที่ อก ๐๓๑๐/ ๖๐๕๓

กรมโรงงานอุตสาหกรรม
ถนนพหลโยธิน
เขตราชเทวี กรุงเทพฯ ๑๐๕๐๐

๒๒ มิ.ย. ๒๕๖๔

เรื่อง เปลี่ยนแปลงบุคลากรของห้องปฏิบัติการวิเคราะห์

เรียน กรรมการผู้จัดการ บริษัท เอแอลเอส แลบบอราทอรี กรุ๊ป (ประเทศไทย) จำกัด

อ้างถึง คำขอเปลี่ยนแปลงบุคลากร ของห้องปฏิบัติการวิเคราะห์เอกชน ลงวันที่ ๑๔ มีนาคม ๒๕๖๒

ตามหนังสือที่อ้างถึง บริษัท เอแอลเอส แลบบอราทอรี กรุ๊ป (ประเทศไทย) จำกัด ห้องปฏิบัติการวิเคราะห์เอกชน เลขทะเบียน ๖-๓๒๓๓ สถานที่ตั้งเลขที่ ๖๓๖/๑๐ หมู่ที่ ๕ ตำบลแม่ไม้ อำเภอปลวกแดง จังหวัดระยอง ขอเปลี่ยนแปลงบุคลากรของห้องปฏิบัติการวิเคราะห์ ความละเอียดแจ้งแล้ว นั้น

กรมโรงงานอุตสาหกรรมพิจารณาแล้ว มีความเห็นดังนี้

ก. โยกเลิกเจ้าหน้าที่ประจำห้องปฏิบัติการวิเคราะห์ จำนวน ๕ ราย

- | | | |
|------------------------------|---------------|---------------|
| ๑) นางสาวเจษฎาพร ศรีบุญเรือง | ทะเบียนเลขที่ | ๖-๓๒๓๓-๖-๑๔๗๓ |
| ๒) นางสาวสุวิมล สิงห์ใจ | ทะเบียนเลขที่ | ๖-๓๒๓๓-๖-๑๔๗๓ |
| ๓) นางสาววันวิดา ผดุงจิตต์ | ทะเบียนเลขที่ | ๖-๓๒๓๓-๖-๑๔๕๕ |
| ๔) นายสุภาณัฐ พิสมัยพันธ์ | ทะเบียนเลขที่ | ๖-๓๒๓๓-๖-๑๔๖๖ |
| ๕) นายสิทธิชัย แก้วเกตุ | ทะเบียนเลขที่ | ๖-๓๒๓๓-๖-๑๔๘๘ |

ข. ให้เพิ่มเจ้าหน้าที่ประจำห้องปฏิบัติการวิเคราะห์ จำนวน ๑๒ ราย

- | | | |
|------------------------------|---------------|---------------|
| ๑) นายณัฐพงษ์ เพ็ญชาวนา | ทะเบียนเลขที่ | ๖-๓๒๓๓-๖-๐๐๐๑ |
| ๒) นางสาวกัญญารัตน์ รักดี | ทะเบียนเลขที่ | ๖-๓๒๓๓-๖-๐๐๐๒ |
| ๓) นางสาวจุฑารัตน์ สีทองกลาง | ทะเบียนเลขที่ | ๖-๓๒๓๓-๖-๐๐๐๓ |
| ๔) นางสาวจิตสุภา ประเทืองสุข | ทะเบียนเลขที่ | ๖-๓๒๓๓-๖-๐๐๐๔ |
| ๕) นายสรเสรีชัย คุ้ยกล้วย | ทะเบียนเลขที่ | ๖-๓๒๓๓-๖-๐๐๐๕ |
| ๖) นายณัฐภูมิ อดมพรมราช | ทะเบียนเลขที่ | ๖-๓๒๓๓-๖-๐๐๐๖ |
| ๗) นายจิตรกร สีระสา | ทะเบียนเลขที่ | ๖-๓๒๓๓-๖-๐๐๐๗ |
| ๘) นายสิทธิพงษ์ สุวรรณรัตน์ | ทะเบียนเลขที่ | ๖-๓๒๓๓-๖-๐๐๐๘ |
| ๙) นายสิทธิพันธ์ แสนสุข | ทะเบียนเลขที่ | ๖-๓๒๓๓-๖-๐๐๐๙ |
| ๑๐) นายอนุวัฒน์ เตมียา | ทะเบียนเลขที่ | ๖-๓๒๓๓-๖-๐๐๑๐ |
| ๑๑) นายสุรวิทย์ นราพงษ์ | ทะเบียนเลขที่ | ๖-๓๒๓๓-๖-๐๐๑๑ |
| ๑๒) นายอดิศักดิ์ ตะริรัมย์ | ทะเบียนเลขที่ | ๖-๓๒๓๓-๖-๐๐๑๒ |

อนึ่ง...

อนึ่ง หนังสือฉบับนี้จะหมดอายุพร้อมหนังสือรับขึ้นทะเบียนห้องปฏิบัติการวิเคราะห์เอกชน
ที่ อก ๐๓๑๐(๓)/๖๔๗๐ ลงวันที่ ๒๘ มิถุนายน ๒๕๖๔ คือในวันที่ ๒๘ มิถุนายน ๒๕๖๗ ทั้งนี้ สามารถยื่นคำขอผ่าน
ระบบอิเล็กทรอนิกส์ได้ที่หน้าเว็บไซต์กรมโรงงานอุตสาหกรรมตาม QR Code ท้ายหนังสือนี้

จึงเรียนมาเพื่อทราบ

ขอแสดงความนับถือ

(นายทวี อ้าพาทิน)

ผู้อำนวยการศูนย์วิจัยและเตือนภัยมลพิษโรงงานภาคตะวันออก
ปฏิบัติราชการแทนอธิบดีกรมโรงงานอุตสาหกรรม

ศูนย์วิจัยและเตือนภัยมลพิษโรงงานภาคตะวันออก
โทร. ๐ ๖๓๓๓๓ ๖๐๕๕๔ ต่อ ๕๐๐๑-๒
ไปรษณีย์อิเล็กทรอนิกส์ einv@diw.mail.go.th



ยื่นคำขอผ่านระบบอิเล็กทรอนิกส์



อุตสาหกรรมก้าวหน้า ประเทศไทยก้าวหน้า ร่วมกันพัฒนา อุตสาหกรรมสีเขียว



ที่ อก ๐๓๑๐/๖๕๖๓

กรมโรงงานอุตสาหกรรม
ถนนพระรามที่ ๖ แขวงทุ่งพญาไท
เขตราชเทวี กรุงเทพฯ ๑๐๕๐๐

๑๐ พ.ย. ๒๕๖๓

เรื่อง เปลี่ยนแปลงสารมลพิษของห้องปฏิบัติการวิเคราะห์

เรียน กรรมการผู้จัดการ บริษัท แอลแอล เอสเอราทอรี่ กรุ๊ป (ประเทศไทย) จำกัด

อ้างถึง คำขอเปลี่ยนแปลงสารมลพิษของห้องปฏิบัติการวิเคราะห์เอกชน ลงวันที่ ๒๕ ตุลาคม ๒๕๖๖

สิ่งที่ส่งมาด้วย เอกสารแนบท้ายหนังสือเปลี่ยนแปลงสารมลพิษของห้องปฏิบัติการวิเคราะห์เอกชน

บริษัท แอลแอล เอสเอราทอรี่ กรุ๊ป (ประเทศไทย) จำนวน ๑ แผ่น

ตามหนังสือที่อ้างถึง บริษัท แอลแอล เอสเอราทอรี่ กรุ๊ป (ประเทศไทย) จำกัด ห้องปฏิบัติการ
วิเคราะห์เอกชน เลขทะเบียน ๖-๓๒๓ สถานที่ตั้งเลขที่ ๖๑๖/๑๐ หมู่ที่ ๕ ตำบลแม่ป่าดู่ อำเภอปลวกแดง
จังหวัดระยอง ขอเปลี่ยนแปลงสารมลพิษของห้องปฏิบัติการวิเคราะห์ ความละเอียดแจ้งแล้ว นั้น

กรมโรงงานอุตสาหกรรมพิจารณาแล้ว ให้นายทวี แอลแอล เอสเอราทอรี่ กรุ๊ป (ประเทศไทย)
จำกัด เพิ่มขอบข่ายสารมลพิษที่วิเคราะห์ในน้ำเสีย จำนวน ๑๓ รายการ และน้ำใต้ดิน ๓ รายการ ตามสิ่งที่ส่ง
มาด้วย

อนึ่ง หนังสือฉบับนี้จะหมดอายุพร้อมหนังสือต่ออายุรับขึ้นทะเบียนห้องปฏิบัติการวิเคราะห์
เอกชนที่ อก ๐๓๑๐(๓)/๖๔๗๐ ลงวันที่ ๒๘ มิถุนายน ๒๕๖๔ คือในวันที่ ๒๘ มิถุนายน ๒๕๖๗ ทั้งนี้ สามารถ
ยื่นคำขอผ่านระบบอิเล็กทรอนิกส์ได้ที่หน้าเว็บไซต์กรมโรงงานอุตสาหกรรม

จึงเรียนมาเพื่อทราบ

ขอแสดงความนับถือ

(นายทวี อ้าพาทิน)

ผู้อำนวยการศูนย์วิจัยและเตือนภัยมลพิษโรงงานภาคตะวันออก
ปฏิบัติราชการแทนอธิบดีกรมโรงงานอุตสาหกรรม

ศูนย์วิจัยและเตือนภัยมลพิษโรงงานภาคตะวันออก
โทร. ๐ ๖๓๓๓๓ ๖๐๕๕๔ ต่อ ๕๐๐๑-๒
ไปรษณีย์อิเล็กทรอนิกส์ einv@diw.mail.go.th



อุตสาหกรรมก้าวหน้า ประเทศไทยก้าวหน้า ร่วมกันพัฒนา อุตสาหกรรมสีเขียว



เอกสารแนบท้ายหนังสือเปลี่ยนแปลงสารมลพิษของห้องปฏิบัติการวิเคราะห์เอกชน
บริษัท แอลแอล เอสเอราทอรี่ กรุ๊ป (ประเทศไทย) จำกัด เลขทะเบียน ๖-๓๒๓
ที่ อก ๐๓๑๐/๖๕๖๓ ลงวันที่ ๑๐ พ.ย. ๒๕๖๓

ขอขยายสารมลพิษที่ได้รับขึ้นทะเบียนจากกรมโรงงานอุตสาหกรรม จำนวน ๑๖ รายการ
น้ำเสีย จำนวน 13 รายการ

ลำดับ ที่	สารมลพิษ	วิธีวิเคราะห์
1	Biochemical Oxygen Demand	1) 5-Day BOD Test, Membrane Electrode Method
2	Chemical Oxygen Demand	2) 5-Day BOD Test, Azide Modification Method
3	Color	1) Open Reflux, Titrimetric Method
4	Cyanide	2) Closed Reflux, Colorimetric Method
5	Free Chlorine	3) Closed Reflux, Titrimetric Method
6	Oil and Grease	ADMI Weighted-Ordinate Spectrophotometric Method
7	pH	Distillation, Colorimetric Method
8	Phenols	DPD Ferrous Titrimetric Method
9	Sulfide	Liquid-Liquid, Partition-Gravimetric Method
10	Temperature	Electrometric Method
11	Total Dissolved Solids	1) Distillation, Chloroform Extraction Method
12	Total Kjeldahl Nitrogen	2) Distillation, Direct Photometric Method
13	Total Suspended Solids	ZnS Precipitation, Iodometric Method

น้ำใต้ดิน จำนวน 3 รายการ

ลำดับ ที่	สารมลพิษ	วิธีวิเคราะห์
1	Cyanide	Distillation, Colorimetric Method
2	pH	Electrometric Method
3	Phenols	Distillation, Direct Photometric Method

เอกสารอ้างอิง

APHA, AWWA, WEF. Standard Methods for the Examination of Water and
Wastewater. 24th ed. Washington, DC : APHA, 2023

✉ bangkok@alsglobal.com



ALS Line Official
ID: @alsthailand



ALS Facebook
Search: ALS Thailand



right solutions.
right partner.